

Verkehrsentwicklungsplan

Teil II

Haan

Ergebnisse der Verkehrszählungen vom
24. / 26. Februar 2015

INHALT

Ergebnisse der Verkehrszählungen
Dienstag, 24. Februar 2015
Donnerstag, 26. Februar 2015
24h-Querschnittszählung Kaiserstraße

Zählstellen 2015

Kfz

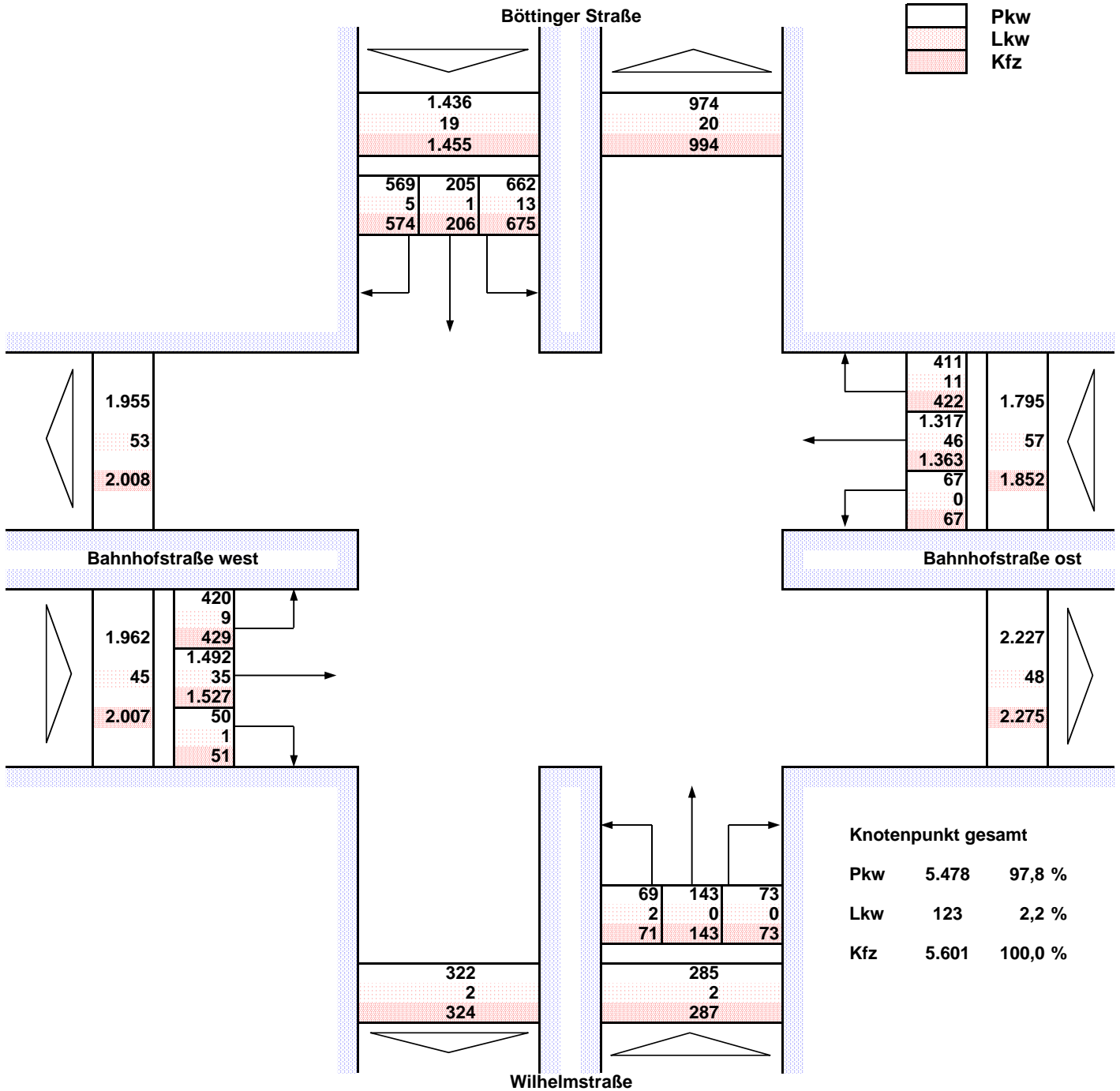
- 40 Knotenstromzählung 15 - 18 Uhr
- 43 Querschnittszählung 15 - 18 Uhr
- 24h-Querschnittszählung

M 1:25.000



Knotenpunkt: 4 Bahnhofstraße / Böttinger Straße

Kfz/3h



Datum der Verkehrszählung:

Dienstag

24.02.2015

Zeitintervall: 15:00 - 18:00 Uhr

Datum der Verkehrszählung:

Dienstag 24.02.2015

Zeitintervall:

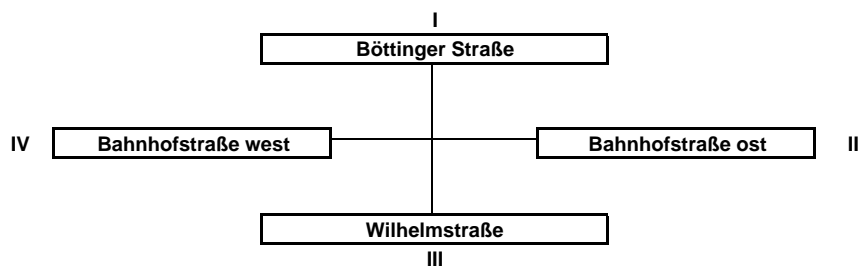
15:00 - 18:00 Uhr

Knotenpunkt:

4

Bahnhofstraße / Böttinger Straße

Kfz/3h



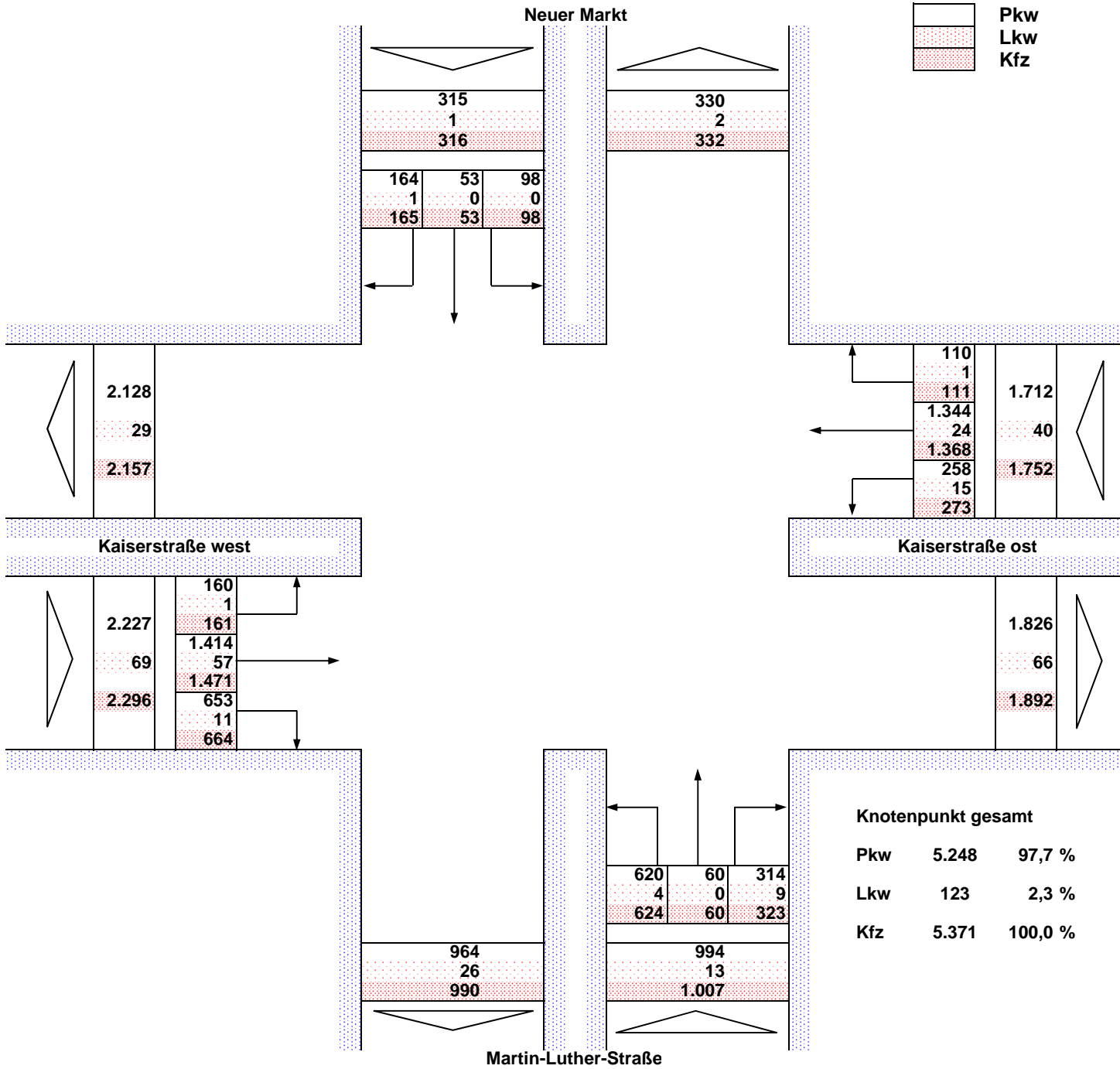
| Zufahrt Nr. | Strom Nr. | Fz- Art | Zeitintervall | | | | | | | | | | | | | | Summe | | |
|-------------|-----------|---------|---------------|-------------|-------------|-------------|-------------|-------------|-------------|-------------|-------------|-------------|-------------|-------------|----|--|-------|-----|-------|
| | | | 15:00-15:15 | 15:15-15:30 | 15:30-15:45 | 15:45-16:00 | 16:00-16:15 | 16:15-16:30 | 16:30-16:45 | 16:45-17:00 | 17:00-17:15 | 17:15-17:30 | 17:30-17:45 | 17:45-18:00 | | | | | |
| I | 1 R | Pkw | 36 | 52 | 34 | 50 | 44 | 64 | 62 | 48 | 44 | 40 | 45 | 50 | | | | | 569 |
| | | Lkw | 1 | 1 | 0 | 0 | 1 | 1 | 0 | 0 | 0 | 0 | 0 | 1 | | | | | 5 |
| | | Kfz | 37 | 53 | 34 | 50 | 45 | 65 | 62 | 48 | 44 | 40 | 45 | 51 | | | | | 574 |
| | 2 G | Pkw | 12 | 17 | 16 | 15 | 26 | 27 | 16 | 20 | 12 | 15 | 14 | 15 | | | | | 205 |
| | | Lkw | 0 | 0 | 1 | 0 | 0 | 0 | 0 | 0 | 0 | 0 | 0 | 0 | | | | | 1 |
| | | Kfz | 12 | 17 | 17 | 15 | 26 | 27 | 16 | 20 | 12 | 15 | 14 | 15 | | | | | 206 |
| 3 L | Pkw | 42 | 42 | 69 | 47 | 38 | 63 | 54 | 76 | 61 | 58 | 55 | 57 | | | | | 662 | |
| | Lkw | 0 | 0 | 3 | 0 | 2 | 2 | 2 | 0 | 1 | 2 | 1 | 0 | | | | | 13 | |
| | Kfz | 42 | 42 | 72 | 47 | 40 | 65 | 56 | 76 | 62 | 60 | 56 | 57 | | | | | 675 | |
| II | 4 R | Pkw | 28 | 45 | 37 | 36 | 40 | 30 | 31 | 27 | 41 | 35 | 27 | 34 | | | | | 411 |
| | | Lkw | 1 | 0 | 1 | 1 | 1 | 2 | 1 | 0 | 1 | 0 | 2 | 1 | | | | | 11 |
| | | Kfz | 29 | 45 | 38 | 37 | 41 | 32 | 27 | 42 | 27 | 42 | 35 | 29 | 35 | | | | |
| | 5 G | Pkw | 110 | 114 | 109 | 125 | 112 | 109 | 111 | 104 | 123 | 95 | 93 | 112 | | | | | 1.317 |
| | | Lkw | 5 | 3 | 0 | 2 | 5 | 4 | 1 | 4 | 15 | 2 | 2 | 3 | | | | | 46 |
| | | Kfz | 115 | 117 | 109 | 127 | 117 | 113 | 112 | 108 | 138 | 97 | 95 | 115 | | | | | 1.363 |
| 6 L | Pkw | 8 | 5 | 10 | 3 | 9 | 6 | 5 | 2 | 4 | 8 | 5 | 2 | | | | | 67 | |
| | Lkw | 0 | 0 | 0 | 0 | 0 | 0 | 0 | 0 | 0 | 0 | 0 | 0 | | | | | 0 | |
| | Kfz | 8 | 5 | 10 | 3 | 9 | 6 | 5 | 2 | 4 | 8 | 5 | 2 | | | | | 67 | |
| III | 7 R | Pkw | 5 | 5 | 11 | 6 | 3 | 9 | 4 | 8 | 8 | 9 | 2 | 3 | | | | | 73 |
| | | Lkw | 0 | 0 | 0 | 0 | 0 | 0 | 0 | 0 | 0 | 0 | 0 | 0 | | | | | 0 |
| | | Kfz | 5 | 5 | 11 | 6 | 3 | 9 | 4 | 8 | 8 | 9 | 2 | 3 | | | | | 73 |
| | 8 G | Pkw | 12 | 11 | 14 | 12 | 11 | 11 | 12 | 9 | 10 | 17 | 11 | 13 | | | | | 143 |
| | | Lkw | 0 | 0 | 0 | 0 | 0 | 0 | 0 | 0 | 0 | 0 | 0 | 0 | | | | | 0 |
| | | Kfz | 12 | 11 | 14 | 12 | 11 | 11 | 12 | 9 | 10 | 17 | 11 | 13 | | | | | 143 |
| 9 L | Pkw | 8 | 1 | 6 | 6 | 6 | 4 | 6 | 4 | 8 | 3 | 13 | 4 | | | | | 69 | |
| | Lkw | 1 | 1 | 0 | 0 | 0 | 0 | 0 | 0 | 0 | 0 | 0 | 0 | | | | | 2 | |
| | Kfz | 9 | 2 | 6 | 6 | 6 | 4 | 6 | 4 | 8 | 3 | 13 | 4 | | | | | 71 | |
| IV | 10 R | Pkw | 5 | 1 | 5 | 3 | 8 | 4 | 4 | 5 | 1 | 5 | 5 | 4 | | | | | 50 |
| | | Lkw | 0 | 0 | 0 | 0 | 0 | 1 | 0 | 0 | 0 | 0 | 0 | 0 | | | | | 1 |
| | | Kfz | 5 | 1 | 5 | 3 | 8 | 5 | 4 | 5 | 1 | 5 | 5 | 4 | | | | | 51 |
| | 11 G | Pkw | 107 | 125 | 107 | 119 | 143 | 98 | 132 | 134 | 120 | 147 | 122 | 138 | | | | | 1.492 |
| | | Lkw | 6 | 3 | 4 | 5 | 1 | 2 | 4 | 2 | 1 | 4 | 1 | 2 | | | | | 35 |
| | | Kfz | 113 | 128 | 111 | 124 | 144 | 100 | 136 | 136 | 121 | 151 | 123 | 140 | | | | | 1.527 |
| 12 L | Pkw | 32 | 34 | 34 | 28 | 45 | 25 | 41 | 42 | 30 | 38 | 29 | 42 | | | | | 420 | |
| | Lkw | 1 | 1 | 0 | 1 | 1 | 0 | 1 | 1 | 0 | 1 | 1 | 1 | | | | | 9 | |
| | Kfz | 33 | 35 | 34 | 29 | 46 | 25 | 42 | 43 | 30 | 39 | 30 | 43 | | | | | 429 | |
| I | 1 | Pkw | 90 | 111 | 119 | 112 | 108 | 154 | 132 | 144 | 117 | 113 | 114 | 122 | | | | | 1.436 |
| | 2 | Lkw | 1 | 1 | 4 | 0 | 3 | 3 | 2 | 0 | 1 | 2 | 1 | 1 | | | | | 19 |
| | 3 | Kfz | 91 | 112 | 123 | 112 | 111 | 157 | 134 | 144 | 118 | 115 | 115 | 123 | | | | | 1.455 |
| II | 4 | Pkw | 146 | 164 | 156 | 164 | 161 | 145 | 147 | 133 | 168 | 138 | 125 | 148 | | | | | 1.795 |
| | 5 | Lkw | 6 | 3 | 1 | 3 | 6 | 6 | 2 | 4 | 16 | 2 | 4 | 4 | | | | | 57 |
| | 6 | Kfz | 152 | 167 | 157 | 167 | 167 | 151 | 149 | 137 | 184 | 140 | 129 | 152 | | | | | 1.852 |
| III | 7 | Pkw | 25 | 17 | 31 | 24 | 20 | 24 | 22 | 21 | 26 | 29 | 26 | 20 | | | | | 285 |
| | 8 | Lkw | 1 | 1 | 0 | 0 | 0 | 0 | 0 | 0 | 0 | 0 | 0 | 0 | | | | | 2 |
| | 9 | Kfz | 26 | 18 | 31 | 24 | 20 | 24 | 22 | 21 | 26 | 29 | 26 | 20 | | | | | 287 |
| IV | 10 | Pkw | 144 | 160 | 146 | 150 | 196 | 127 | 177 | 181 | 151 | 190 | 156 | 184 | | | | | 1.962 |
| | 11 | Lkw | 7 | 4 | 4 | 6 | 2 | 3 | 5 | 3 | 1 | 5 | 2 | 3 | | | | | 45 |
| | 12 | Kfz | 151 | 164 | 150 | 156 | 198 | 130 | 182 | 184 | 152 | 195 | 158 | 187 | | | | | 2.007 |
| I bis IV | 1 bis 12 | Pkw | 405 | 452 | 452 | 450 | 485 | 450 | 478 | 479 | 462 | 470 | 421 | 474 | | | | | 5.478 |
| | | Lkw | 15 | 9 | 9 | 9 | 11 | 12 | 9 | 7 | 18 | 9 | 7 | 8 | | | | | 123 |
| | | Kfz | 420 | 461 | 461 | 459 | 496 | 462 | 487 | 486 | 480 | 479 | 428 | 482 | | | | | 5.601 |

Knotenpunkt:

6

Kaiserstraße / Martin-Luther-Straße

Kfz/3h



Datum der Verkehrszählung:

Donnerstag

26.02.2015

Zeitintervall:

15:00 - 18:00 Uhr

Datum der Verkehrszählung:

Donnerstag 26.02.2015

Zeitintervall:

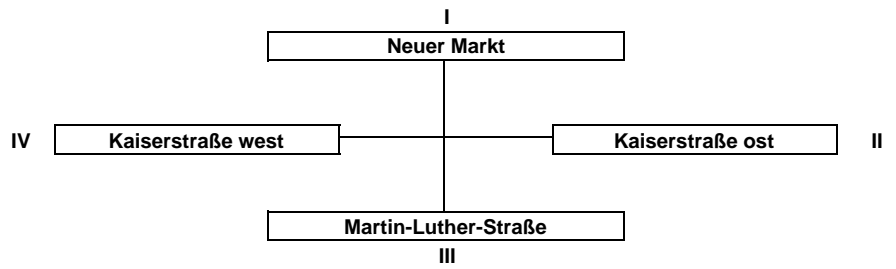
15:00 - 18:00 Uhr

Knotenpunkt:

6

Kaiserstraße / Martin-Luther-Straße

Kfz/3h



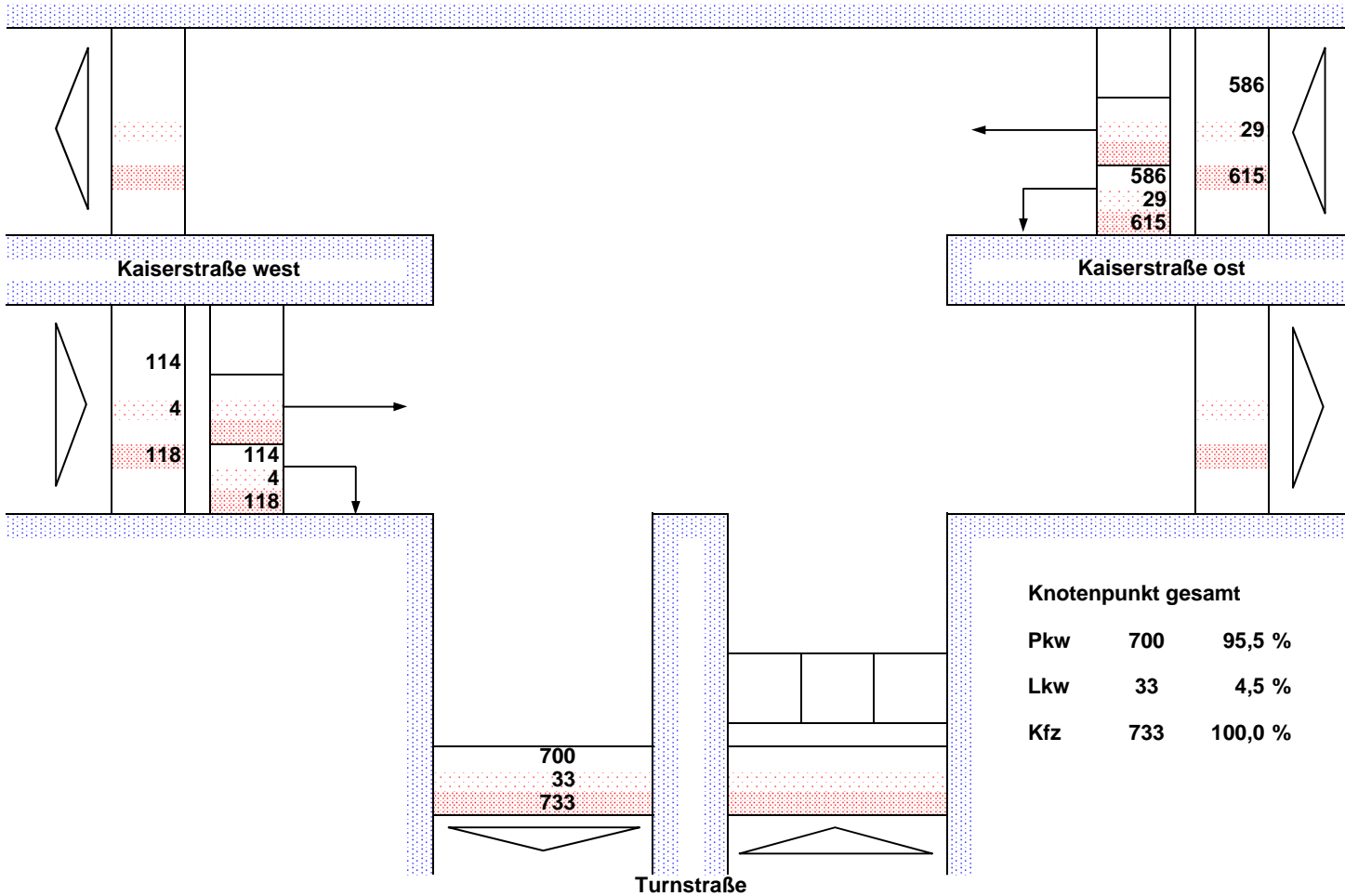
| Zufahrt Nr. | Strom Nr. | Fz- Art | Zeitintervall | | | | | | | | | | | | | | Summe | | |
|-------------|-----------|---------|----------------|----------------|----------------|----------------|----------------|----------------|----------------|----------------|----------------|----------------|----------------|----------------|--|--|-------|-----|-------|
| | | | 15:00 15:15 | 15:15 15:30 | 15:30 15:45 | 15:45 16:00 | 16:00 16:15 | 16:15 16:30 | 16:30 16:45 | 16:45 17:00 | 17:00 17:15 | 17:15 17:30 | 17:30 17:45 | 17:45 18:00 | | | | | |
| I | 1 R | Pkw | 5 | 7 | 17 | 8 | 15 | 24 | 13 | 12 | 16 | 12 | 15 | 20 | | | | | 164 |
| | | Lkw | 0 | 0 | 0 | 0 | 1 | 0 | 0 | 0 | 0 | 0 | 0 | 0 | | | | | 1 |
| | | Kfz | 5 | 7 | 17 | 8 | 16 | 24 | 13 | 12 | 16 | 12 | 15 | 20 | | | | | 165 |
| | 2 G | Pkw | 4 | 2 | 3 | 2 | 5 | 3 | 5 | 2 | 6 | 6 | 9 | 6 | | | | | 53 |
| | | Lkw | 0 | 0 | 0 | 0 | 0 | 0 | 0 | 0 | 0 | 0 | 0 | 0 | | | | | 0 |
| | | Kfz | 4 | 2 | 3 | 2 | 5 | 3 | 5 | 2 | 6 | 6 | 9 | 6 | | | | | 53 |
| 3 L | Pkw | 8 | 7 | 8 | 13 | 6 | 7 | 6 | 2 | 11 | 15 | 8 | 7 | | | | | 98 | |
| | Lkw | 0 | 0 | 0 | 0 | 0 | 0 | 0 | 0 | 0 | 0 | 0 | 0 | | | | | 0 | |
| | Kfz | 8 | 7 | 8 | 13 | 6 | 7 | 6 | 2 | 11 | 15 | 8 | 7 | | | | | 98 | |
| II | 4 R | Pkw | 5 | 9 | 8 | 13 | 11 | 11 | 4 | 16 | 10 | 10 | 7 | 6 | | | | | 110 |
| | | Lkw | 0 | 0 | 1 | 0 | 0 | 0 | 0 | 0 | 0 | 0 | 0 | 0 | | | | | 1 |
| | | Kfz | 5 | 9 | 9 | 13 | 11 | 11 | 4 | 16 | 10 | 10 | 7 | 6 | | | | | 111 |
| | 5 G | Pkw | 90 | 106 | 113 | 121 | 102 | 125 | 128 | 101 | 115 | 89 | 126 | 128 | | | | | 1.344 |
| | | Lkw | 5 | 2 | 1 | 0 | 2 | 1 | 2 | 3 | 3 | 1 | 2 | 2 | | | | | 24 |
| | | Kfz | 95 | 108 | 114 | 121 | 104 | 126 | 130 | 104 | 118 | 90 | 128 | 130 | | | | | 1.368 |
| 6 L | Pkw | 25 | 19 | 22 | 24 | 30 | 23 | 17 | 18 | 22 | 27 | 20 | 11 | | | | | 258 | |
| | Lkw | 1 | 3 | 2 | 0 | 1 | 1 | 3 | 0 | 1 | 0 | 1 | 2 | | | | | 15 | |
| | Kfz | 26 | 22 | 24 | 24 | 31 | 24 | 20 | 18 | 23 | 27 | 21 | 13 | | | | | 273 | |
| III | 7 R | Pkw | 23 | 25 | 32 | 18 | 25 | 33 | 20 | 21 | 26 | 36 | 32 | 23 | | | | | 314 |
| | | Lkw | 4 | 0 | 2 | 0 | 0 | 0 | 0 | 0 | 1 | 1 | 0 | 1 | | | | | 9 |
| | | Kfz | 27 | 25 | 34 | 18 | 25 | 33 | 20 | 21 | 27 | 37 | 32 | 24 | | | | | 323 |
| | 8 G | Pkw | 5 | 2 | 8 | 6 | 2 | 4 | 3 | 10 | 3 | 8 | 6 | 3 | | | | | 60 |
| | | Lkw | 0 | 0 | 0 | 0 | 0 | 0 | 0 | 0 | 0 | 0 | 0 | 0 | | | | | 0 |
| | | Kfz | 5 | 2 | 8 | 6 | 2 | 4 | 3 | 10 | 3 | 8 | 6 | 3 | | | | | 60 |
| 9 L | Pkw | 39 | 49 | 57 | 44 | 46 | 61 | 60 | 55 | 57 | 58 | 39 | 55 | | | | | 620 | |
| | Lkw | 1 | 0 | 0 | 1 | 0 | 1 | 0 | 1 | 0 | 0 | 0 | 0 | | | | | 4 | |
| | Kfz | 40 | 49 | 57 | 45 | 46 | 62 | 60 | 56 | 57 | 58 | 39 | 55 | | | | | 624 | |
| IV | 10 R | Pkw | 39 | 46 | 45 | 47 | 52 | 44 | 56 | 54 | 65 | 67 | 77 | 61 | | | | | 653 |
| | | Lkw | 2 | 2 | 2 | 2 | 0 | 0 | 0 | 0 | 1 | 1 | 0 | 1 | | | | | 11 |
| | | Kfz | 41 | 48 | 47 | 49 | 52 | 44 | 56 | 54 | 66 | 68 | 77 | 62 | | | | | 664 |
| | 11 G | Pkw | 99 | 112 | 121 | 137 | 116 | 122 | 114 | 129 | 101 | 120 | 122 | 121 | | | | | 1.414 |
| | | Lkw | 3 | 4 | 7 | 6 | 4 | 7 | 4 | 5 | 4 | 5 | 4 | 4 | | | | | 57 |
| | | Kfz | 102 | 116 | 128 | 143 | 120 | 129 | 118 | 134 | 105 | 125 | 126 | 125 | | | | | 1.471 |
| 12 L | Pkw | 7 | 18 | 19 | 11 | 12 | 14 | 13 | 15 | 12 | 11 | 15 | 13 | | | | | 160 | |
| | Lkw | 0 | 0 | 0 | 0 | 0 | 0 | 0 | 1 | 0 | 0 | 0 | 0 | | | | | 1 | |
| | Kfz | 7 | 18 | 19 | 11 | 12 | 14 | 13 | 16 | 12 | 11 | 15 | 13 | | | | | 161 | |
| I | 1 | Pkw | 17 | 16 | 28 | 23 | 26 | 34 | 24 | 16 | 33 | 33 | 32 | 33 | | | | | 315 |
| | 2 | Lkw | 0 | 0 | 0 | 0 | 1 | 0 | 0 | 0 | 0 | 0 | 0 | 0 | | | | | 1 |
| | 3 | Kfz | 17 | 16 | 28 | 23 | 27 | 34 | 24 | 16 | 33 | 33 | 32 | 33 | | | | | 316 |
| II | 4 | Pkw | 120 | 134 | 143 | 158 | 143 | 159 | 149 | 135 | 147 | 126 | 153 | 145 | | | | | 1.712 |
| | 5 | Lkw | 6 | 5 | 4 | 0 | 3 | 2 | 5 | 3 | 4 | 1 | 3 | 4 | | | | | 40 |
| | 6 | Kfz | 126 | 139 | 147 | 158 | 146 | 161 | 154 | 138 | 151 | 127 | 156 | 149 | | | | | 1.752 |
| III | 7 | Pkw | 67 | 76 | 97 | 68 | 73 | 98 | 83 | 86 | 86 | 102 | 77 | 81 | | | | | 994 |
| | 8 | Lkw | 5 | 0 | 2 | 1 | 0 | 1 | 0 | 1 | 1 | 1 | 0 | 1 | | | | | 13 |
| | 9 | Kfz | 72 | 76 | 99 | 69 | 73 | 99 | 83 | 87 | 87 | 103 | 77 | 82 | | | | | 1.007 |
| IV | 10 | Pkw | 145 | 176 | 185 | 195 | 180 | 180 | 183 | 198 | 178 | 198 | 214 | 195 | | | | | 2.227 |
| | 11 | Lkw | 5 | 6 | 9 | 8 | 4 | 7 | 4 | 6 | 5 | 6 | 4 | 5 | | | | | 69 |
| | 12 | Kfz | 150 | 182 | 194 | 203 | 184 | 187 | 187 | 204 | 183 | 204 | 218 | 200 | | | | | 2.296 |
| I bis IV | 1 bis 12 | Pkw | 349 | 402 | 453 | 444 | 422 | 471 | 439 | 435 | 444 | 459 | 476 | 454 | | | | | 5.248 |
| | | Lkw | 16 | 11 | 15 | 9 | 8 | 10 | 9 | 10 | 8 | 10 | 7 | 10 | | | | | 123 |
| | | Kfz | 365 | 413 | 468 | 453 | 430 | 481 | 448 | 445 | 454 | 467 | 483 | 464 | | | | | 5.371 |

Knotenpunkt: 7

Kaiserstraße / Turnstraße

Kfz/3h

| | |
|--|-----|
| | Pkw |
| | Lkw |
| | Kfz |



Datum der Verkehrszählung:

Donnerstag 26.02.2015

Zeitintervall: 15:00 - 18:00 Uhr

Datum der Verkehrszählung:

Donnerstag 26.02.2015

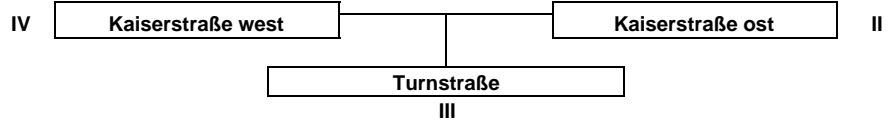
Zeitintervall:

15:00 - 18:00 Uhr

Knotenpunkt:

I

7



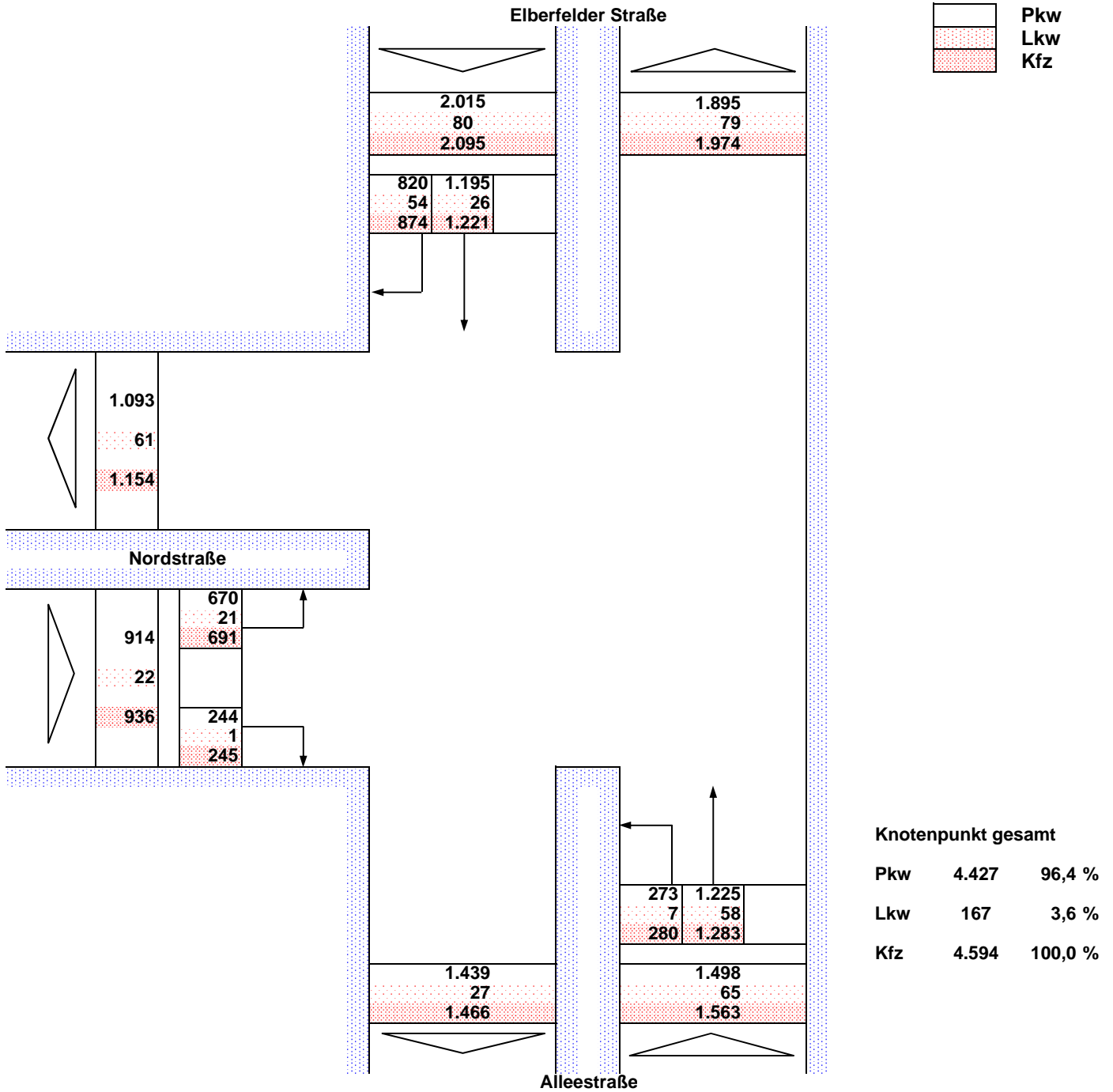
Kaiserstraße / Turnstraße

Kfz/3h

| Zufahrt Nr. | Strom Nr. | Fz- Art | Zeitintervall | | | | | | | | | | | | | | Summe | |
|-------------|-----------|-------------------|---------------|---------------|---------------|---------------|---------------|---------------|---------------|---------------|---------------|---------------|---------------|---------------|--|--|-------|------------------|
| | | | 15:00-15:15 | 15:15-15:30 | 15:30-15:45 | 15:45-16:00 | 16:00-16:15 | 16:15-16:30 | 16:30-16:45 | 16:45-17:00 | 17:00-17:15 | 17:15-17:30 | 17:30-17:45 | 17:45-18:00 | | | | |
| I | 1 R | Pkw Lkw Kfz | | | | | | | | | | | | | | | | |
| | 2 G | Pkw Lkw Kfz | | | | | | | | | | | | | | | | |
| | 3 L | Pkw Lkw Kfz | | | | | | | | | | | | | | | | |
| II | 4 R | Pkw Lkw Kfz | | | | | | | | | | | | | | | | |
| | 5 G | Pkw Lkw Kfz | | | | | | | | | | | | | | | | |
| | 6 L | Pkw Lkw Kfz | 50 3 53 | 37 2 39 | 43 2 45 | 51 3 54 | 58 4 62 | 50 1 51 | 63 3 66 | 35 3 38 | 40 0 40 | 45 3 48 | 70 2 72 | 44 3 47 | | | | 586 29 615 |
| III | 7 R | Pkw Lkw Kfz | | | | | | | | | | | | | | | | |
| | 8 G | Pkw Lkw Kfz | | | | | | | | | | | | | | | | |
| | 9 L | Pkw Lkw Kfz | | | | | | | | | | | | | | | | |
| IV | 10 R | Pkw Lkw Kfz | 12 0 12 | 5 0 5 | 6 1 7 | 15 1 16 | 4 1 5 | 7 0 7 | 11 0 11 | 9 0 9 | 10 1 11 | 6 0 6 | 13 0 13 | 16 0 16 | | | | 114 4 118 |
| | 11 G | Pkw Lkw Kfz | | | | | | | | | | | | | | | | |
| | 12 L | Pkw Lkw Kfz | | | | | | | | | | | | | | | | |
| I | 1 | Pkw | | | | | | | | | | | | | | | | |
| | 2 | Lkw | | | | | | | | | | | | | | | | |
| | 3 | Kfz | | | | | | | | | | | | | | | | |
| II | 5 | Pkw | 50 | 37 | 43 | 51 | 58 | 50 | 63 | 35 | 40 | 45 | 70 | 44 | | | | 586 |
| | 6 | Lkw | 3 | 2 | 2 | 3 | 4 | 1 | 3 | 3 | 0 | 3 | 2 | 3 | | | | 29 |
| | 6 | Kfz | 53 | 39 | 45 | 54 | 62 | 51 | 66 | 38 | 40 | 48 | 72 | 47 | | | | 615 |
| III | 7 | Pkw | 0 | 0 | 0 | 0 | 0 | 0 | 0 | 0 | 0 | 0 | 0 | 0 | | | | 0 |
| | 9 | Lkw | 0 | 0 | 0 | 0 | 0 | 0 | 0 | 0 | 0 | 0 | 0 | 0 | | | | 0 |
| | 9 | Kfz | 0 | 0 | 0 | 0 | 0 | 0 | 0 | 0 | 0 | 0 | 0 | 0 | | | | 0 |
| IV | 10 | Pkw | 12 | 5 | 6 | 15 | 4 | 7 | 11 | 9 | 10 | 6 | 13 | 16 | | | | 114 |
| | 11 | Lkw | 0 | 0 | 1 | 1 | 1 | 0 | 0 | 0 | 1 | 0 | 0 | 0 | | | | 4 |
| | 11 | Kfz | 12 | 5 | 7 | 16 | 5 | 7 | 11 | 9 | 11 | 6 | 13 | 16 | | | | 118 |
| I bis IV | 1 bis | Pkw | 62 | 42 | 49 | 66 | 62 | 57 | 74 | 44 | 50 | 51 | 83 | 60 | | | | 700 |
| | 12 | Lkw | 3 | 2 | 3 | 4 | 5 | 1 | 3 | 3 | 1 | 3 | 2 | 3 | | | | 33 |
| | 12 | Kfz | 65 | 44 | 52 | 70 | 67 | 58 | 77 | 47 | 51 | 54 | 85 | 63 | | | | 733 |

Knotenpunkt: 12 Alleestraße / Elberfelder Straße

Kfz/3h



Datum der Verkehrszählung:

Donnerstag

26.02.2015

Zeitintervall: 15:00 - 18:00 Uhr

Datum der Verkehrszählung:

Donnerstag 26.02.2015

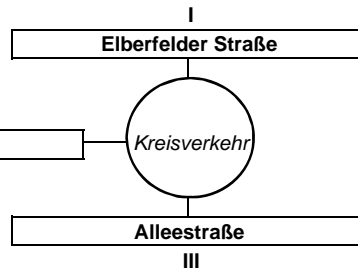
Zeitintervall:

15:00 - 18:00 Uhr

Knotenpunkt:

12

Kreisverkehr



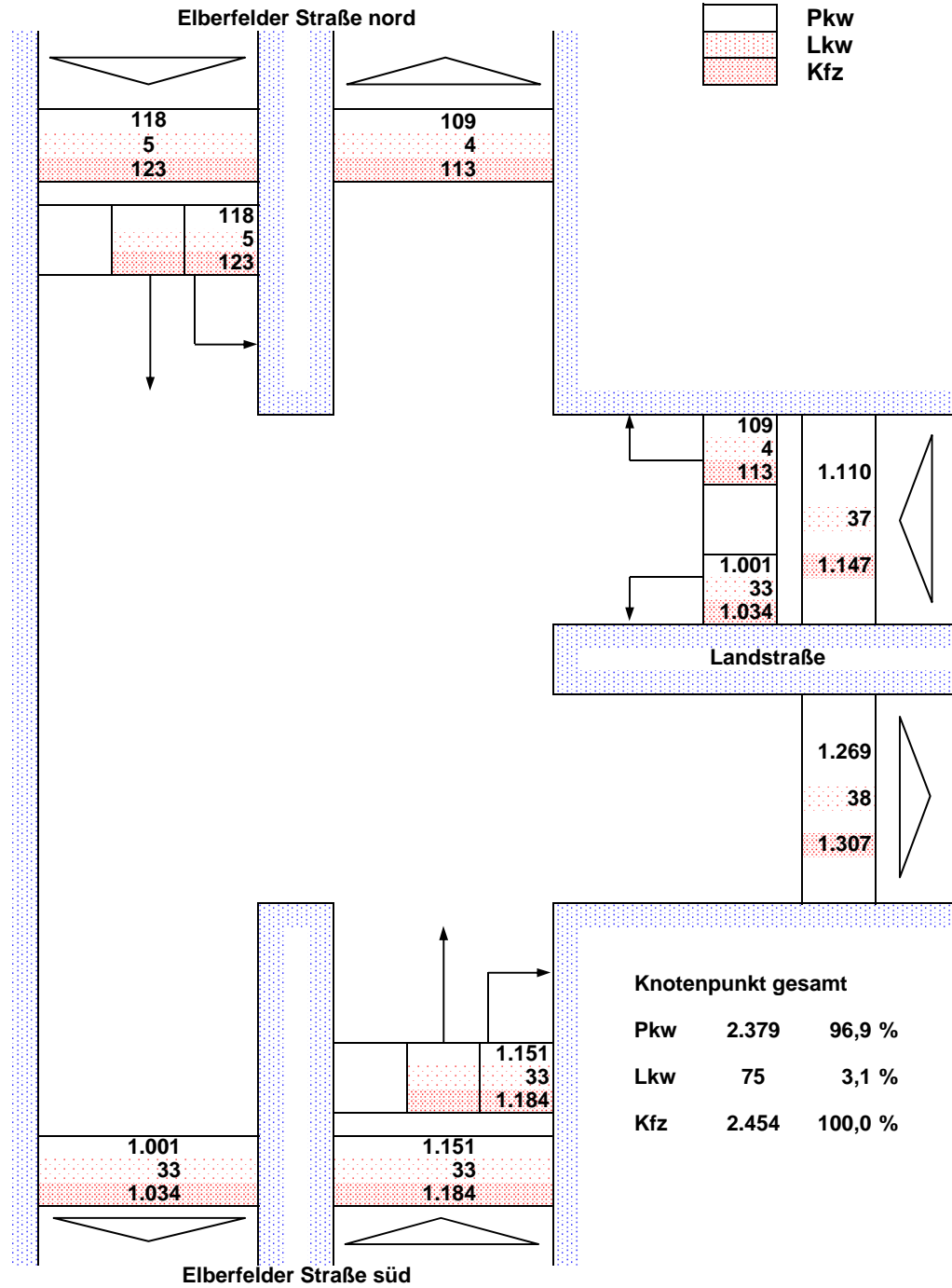
Alleestraße / Elberfelder Straße

Kfz/3h

| Zufahrt Nr. | Strom Nr. | Fz- Art | Zeitintervall | | | | | | | | | | | | | | Summe | | |
|-------------|---------------|---------|----------------|----------------|----------------|----------------|----------------|----------------|----------------|----------------|----------------|----------------|----------------|----------------|--|--|-------|-------|-------|
| | | | 15:00 15:15 | 15:15 15:30 | 15:30 15:45 | 15:45 16:00 | 16:00 16:15 | 16:15 16:30 | 16:30 16:45 | 16:45 17:00 | 17:00 17:15 | 17:15 17:30 | 17:30 17:45 | 17:45 18:00 | | | | | |
| I | 1 R | Pkw | 63 | 68 | 83 | 55 | 62 | 91 | 75 | 75 | 69 | 55 | 61 | 63 | | | | | 820 |
| | | Lkw | 2 | 10 | 5 | 8 | 3 | 4 | 5 | 3 | 5 | 4 | 5 | 0 | | | | | 54 |
| | | Kfz | 65 | 78 | 88 | 63 | 65 | 95 | 80 | 78 | 74 | 59 | 66 | 63 | | | | | 874 |
| | 2 G | Pkw | 85 | 88 | 103 | 100 | 93 | 122 | 112 | 101 | 92 | 112 | 104 | 83 | | | | | 1.195 |
| | | Lkw | 3 | 6 | 3 | 1 | 3 | 0 | 6 | 1 | 0 | 0 | 0 | 3 | | | | | 26 |
| | | Kfz | 88 | 94 | 106 | 101 | 96 | 122 | 118 | 102 | 92 | 112 | 104 | 86 | | | | | 1.221 |
| 3 L | Pkw | | | | | | | | | | | | | | | | | | |
| | Lkw | | | | | | | | | | | | | | | | | | |
| | Kfz | | | | | | | | | | | | | | | | | | |
| II | 4 R | Pkw | | | | | | | | | | | | | | | | | |
| | | Lkw | | | | | | | | | | | | | | | | | |
| | | Kfz | | | | | | | | | | | | | | | | | |
| | 5 G | Pkw | | | | | | | | | | | | | | | | | |
| | | Lkw | | | | | | | | | | | | | | | | | |
| | | Kfz | | | | | | | | | | | | | | | | | |
| 6 L | Pkw | | | | | | | | | | | | | | | | | | |
| | Lkw | | | | | | | | | | | | | | | | | | |
| | Kfz | | | | | | | | | | | | | | | | | | |
| III | 7 R | Pkw | | | | | | | | | | | | | | | | | |
| | | Lkw | | | | | | | | | | | | | | | | | |
| | | Kfz | | | | | | | | | | | | | | | | | |
| | 8 G | Pkw | 96 | 107 | 100 | 101 | 99 | 120 | 98 | 89 | 91 | 120 | 105 | 99 | | | | | 1.225 |
| | | Lkw | 8 | 4 | 6 | 4 | 9 | 6 | 1 | 4 | 3 | 6 | 4 | 3 | | | | | 58 |
| | | Kfz | 104 | 111 | 106 | 105 | 108 | 126 | 99 | 93 | 94 | 126 | 109 | 102 | | | | | 1.283 |
| 9 L | Pkw | 26 | 11 | 26 | 25 | 20 | 30 | 28 | 26 | 23 | 19 | 21 | 18 | | | | | 273 | |
| | Lkw | 2 | 1 | 0 | 0 | 1 | 0 | 1 | 0 | 0 | 2 | 0 | 0 | | | | | 7 | |
| | Kfz | 28 | 12 | 26 | 25 | 21 | 30 | 29 | 26 | 23 | 21 | 21 | 18 | | | | | 280 | |
| IV | 10 R | Pkw | 21 | 18 | 13 | 15 | 26 | 28 | 16 | 19 | 27 | 28 | 13 | 20 | | | | | 244 |
| | | Lkw | 0 | 0 | 0 | 0 | 0 | 0 | 0 | 0 | 0 | 0 | 1 | 0 | | | | | 1 |
| | | Kfz | 21 | 18 | 13 | 15 | 26 | 28 | 16 | 19 | 27 | 28 | 14 | 20 | | | | | 245 |
| | 11 G | Pkw | | | | | | | | | | | | | | | | | |
| | | Lkw | | | | | | | | | | | | | | | | | |
| | | Kfz | | | | | | | | | | | | | | | | | |
| 12 L | Pkw | 41 | 57 | 44 | 67 | 49 | 60 | 62 | 61 | 49 | 67 | 56 | 57 | | | | | 670 | |
| | Lkw | 0 | 0 | 6 | 2 | 0 | 3 | 1 | 4 | 0 | 1 | 2 | 2 | | | | | 21 | |
| | Kfz | 41 | 57 | 50 | 69 | 49 | 63 | 63 | 65 | 49 | 68 | 58 | 59 | | | | | 691 | |
| I | 1 Pkw | 148 | 156 | 186 | 155 | 155 | 213 | 187 | 176 | 161 | 167 | 165 | 146 | | | | | 2.015 | |
| | 2 Lkw | 5 | 16 | 8 | 9 | 6 | 4 | 11 | 4 | 5 | 4 | 5 | 3 | | | | | 80 | |
| | 3 Kfz | 153 | 172 | 194 | 164 | 161 | 217 | 198 | 180 | 166 | 171 | 170 | 149 | | | | | 2.095 | |
| II | 4 Pkw | 0 | 0 | 0 | 0 | 0 | 0 | 0 | 0 | 0 | 0 | 0 | 0 | | | | | 0 | |
| | 5 Lkw | 0 | 0 | 0 | 0 | 0 | 0 | 0 | 0 | 0 | 0 | 0 | 0 | | | | | 0 | |
| | 6 Kfz | 0 | 0 | 0 | 0 | 0 | 0 | 0 | 0 | 0 | 0 | 0 | 0 | | | | | 0 | |
| III | 7 Pkw | 122 | 118 | 126 | 126 | 119 | 150 | 126 | 115 | 114 | 139 | 126 | 117 | | | | | 1.498 | |
| | 8 Lkw | 10 | 5 | 6 | 4 | 10 | 6 | 2 | 4 | 3 | 8 | 4 | 3 | | | | | 65 | |
| | 9 Kfz | 132 | 123 | 132 | 130 | 129 | 156 | 128 | 119 | 117 | 147 | 130 | 120 | | | | | 1.563 | |
| IV | 10 Pkw | 62 | 75 | 57 | 82 | 75 | 88 | 78 | 80 | 76 | 95 | 69 | 77 | | | | | 914 | |
| | 11 Lkw | 0 | 0 | 6 | 2 | 0 | 3 | 1 | 4 | 0 | 1 | 3 | 2 | | | | | 22 | |
| | 12 Kfz | 62 | 75 | 63 | 84 | 75 | 91 | 79 | 84 | 76 | 96 | 72 | 79 | | | | | 936 | |
| I bis IV | 1 bis Pkw | 332 | 349 | 369 | 363 | 349 | 451 | 391 | 371 | 351 | 401 | 360 | 340 | | | | | 4.427 | |
| | 1 bis Lkw | 15 | 21 | 20 | 15 | 16 | 13 | 14 | 12 | 8 | 13 | 12 | 8 | | | | | 167 | |
| | 12 bis Kfz | 347 | 370 | 389 | 378 | 365 | 464 | 405 | 383 | 359 | 414 | 372 | 348 | | | | | 4.594 | |

Knotenpunkt: 13 Elberfelder Straße / Landstraße

Kfz/3h



Datum der Verkehrszählung:

Donnerstag 26.02.2015

Zeitintervall: 15:00 - 18:00 Uhr

Datum der Verkehrszählung:

Donnerstag 26.02.2015

Zeitintervall:

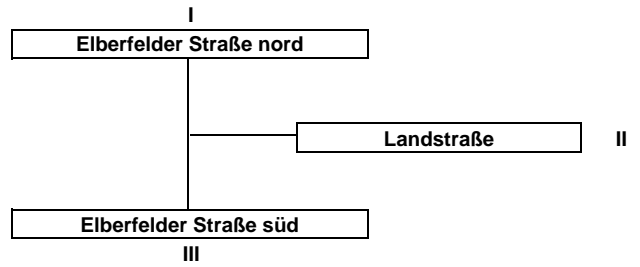
15:00 - 18:00 Uhr

Knotenpunkt:

13

Elberfelder Straße / Landstraße

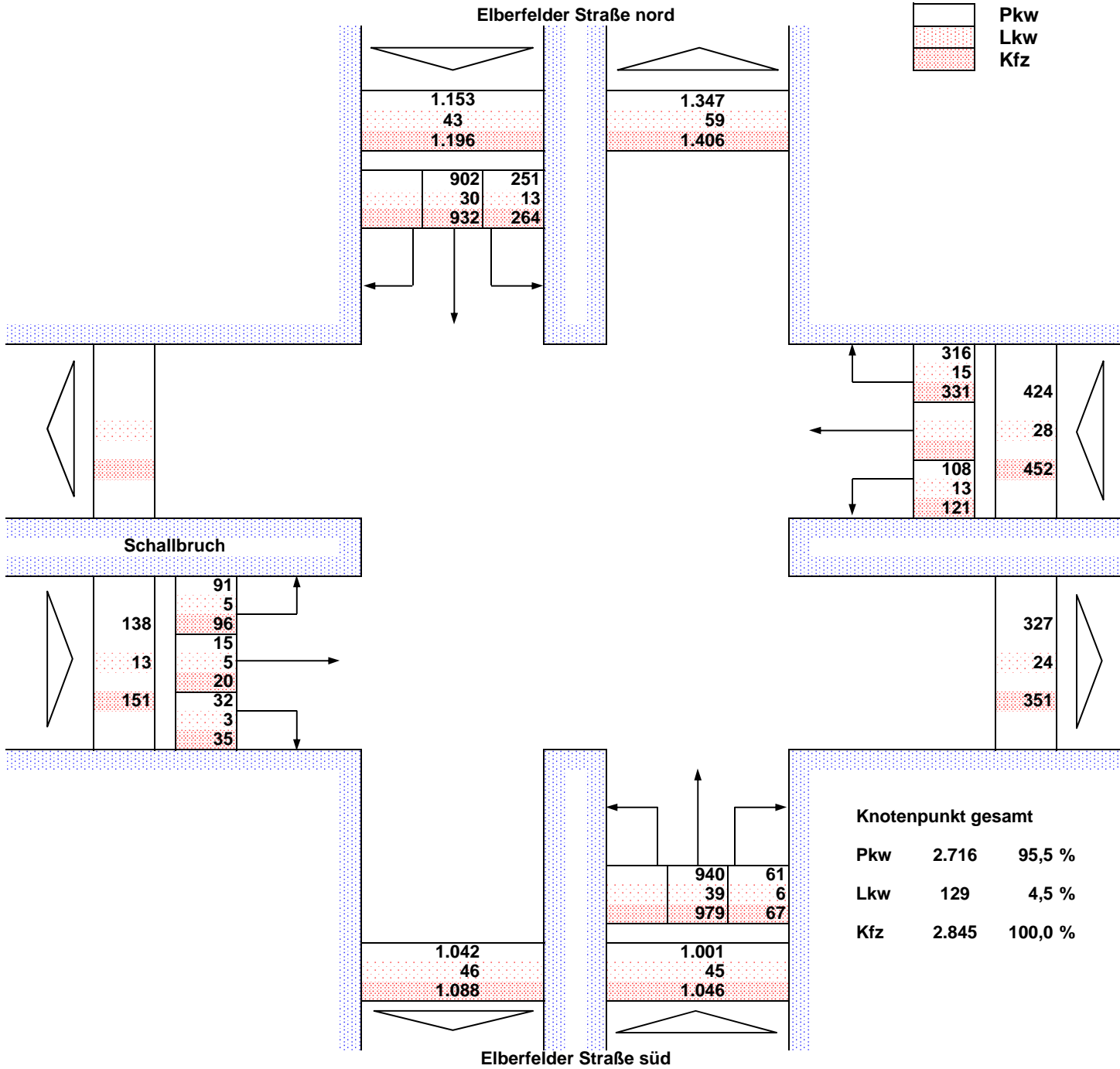
Kfz/3h



| Zufahrt Nr. | Strom Nr. | Fz- Art | Zeitintervall | | | | | | | | | | | | | | Summe | | |
|-------------|-----------|-------------------|----------------|-----------------|----------------|----------------|-----------------|-----------------|-----------------|-----------------|----------------|----------------|----------------|----------------|--|--|-------|--|----------------------|
| | | | 15:00 15:15 | 15:15 15:30 | 15:30 15:45 | 15:45 16:00 | 16:00 16:15 | 16:15 16:30 | 16:30 16:45 | 16:45 17:00 | 17:00 17:15 | 17:15 17:30 | 17:30 17:45 | 17:45 18:00 | | | | | |
| I | 1 R | Pkw Lkw Kfz | | | | | | | | | | | | | | | | | |
| | 2 G | Pkw Lkw Kfz | | | | | | | | | | | | | | | | | |
| | 3 L | Pkw Lkw Kfz | 14 0 14 | 11 0 11 | 9 1 10 | 12 1 13 | 12 1 13 | 16 2 18 | 6 0 6 | 4 0 4 | 6 0 6 | 7 0 7 | 10 0 10 | 11 0 11 | | | | | 118 5 123 |
| II | 4 R | Pkw Lkw Kfz | 13 0 13 | 9 0 9 | 4 0 4 | 11 0 11 | 16 0 16 | 13 1 14 | 11 0 11 | 11 1 12 | 9 0 9 | 4 0 4 | 5 2 7 | 3 0 3 | | | | | 109 4 113 |
| | 5 G | Pkw Lkw Kfz | | | | | | | | | | | | | | | | | |
| | 6 L | Pkw Lkw Kfz | 80 1 81 | 77 3 80 | 95 3 98 | 88 2 90 | 79 4 83 | 94 4 98 | 118 3 121 | 87 2 89 | 70 2 72 | 71 3 74 | 77 4 81 | 65 2 67 | | | | | 1.001 33 1.034 |
| III | 7 R | Pkw Lkw Kfz | 75 1 76 | 105 2 107 | 73 3 76 | 93 2 95 | 103 3 106 | 107 3 110 | 112 4 116 | 105 4 109 | 95 3 98 | 98 3 101 | 95 3 98 | 90 2 92 | | | | | 1.151 33 1.184 |
| | 8 G | Pkw Lkw Kfz | | | | | | | | | | | | | | | | | |
| | 9 L | Pkw Lkw Kfz | | | | | | | | | | | | | | | | | |
| IV | 10 R | Pkw Lkw Kfz | | | | | | | | | | | | | | | | | |
| | 11 G | Pkw Lkw Kfz | | | | | | | | | | | | | | | | | |
| | 12 L | Pkw Lkw Kfz | | | | | | | | | | | | | | | | | |
| I | 1 | Pkw | 14 | 11 | 9 | 12 | 12 | 16 | 6 | 4 | 6 | 7 | 10 | 11 | | | | | 118 |
| | 2 | Lkw | 0 | 0 | 1 | 1 | 1 | 2 | 0 | 0 | 0 | 0 | 0 | 0 | | | | | 5 |
| | 3 | Kfz | 14 | 11 | 10 | 13 | 13 | 18 | 6 | 4 | 6 | 7 | 10 | 11 | | | | | 123 |
| II | 4 | Pkw | 93 | 86 | 99 | 99 | 95 | 107 | 129 | 98 | 79 | 75 | 82 | 68 | | | | | 1.110 |
| | 5 | Lkw | 1 | 3 | 3 | 2 | 4 | 5 | 3 | 3 | 2 | 3 | 6 | 2 | | | | | 37 |
| | 6 | Kfz | 94 | 89 | 102 | 101 | 99 | 112 | 132 | 101 | 81 | 78 | 88 | 70 | | | | | 1.147 |
| III | 7 | Pkw | 75 | 105 | 73 | 93 | 103 | 107 | 112 | 105 | 95 | 98 | 95 | 90 | | | | | 1.151 |
| | 8 | Lkw | 1 | 2 | 3 | 2 | 3 | 3 | 4 | 4 | 3 | 3 | 3 | 2 | | | | | 33 |
| | 9 | Kfz | 76 | 107 | 76 | 95 | 106 | 110 | 116 | 109 | 98 | 101 | 98 | 92 | | | | | 1.184 |
| IV | 10 | Pkw | | | | | | | | | | | | | | | | | |
| | 11 | Lkw | | | | | | | | | | | | | | | | | |
| | 12 | Kfz | | | | | | | | | | | | | | | | | |
| I bis IV | 1 bis 12 | Pkw | 182 | 202 | 181 | 204 | 210 | 230 | 247 | 207 | 180 | 180 | 187 | 169 | | | | | 2.379 |
| | | Lkw | 2 | 5 | 7 | 5 | 8 | 10 | 7 | 7 | 5 | 6 | 9 | 4 | | | | | 75 |
| | | Kfz | 184 | 207 | 188 | 209 | 218 | 240 | 254 | 214 | 185 | 186 | 196 | 173 | | | | | 2.454 |

Knotenpunkt: 14 B228, Elberfelder Straße / Bergische Straße

Kfz/3h



Datum der Verkehrszählung:

Donnerstag 26.02.2015

Zeitintervall: 15:00 - 18:00 Uhr

Datum der Verkehrszählung:

Donnerstag 26.02.2015

Zeitintervall:

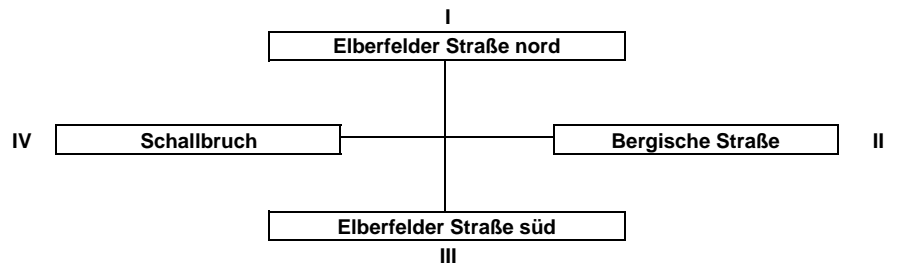
15:00 - 18:00 Uhr

Knotenpunkt:

14

B228, Elberfelder Straße / Bergische Straße

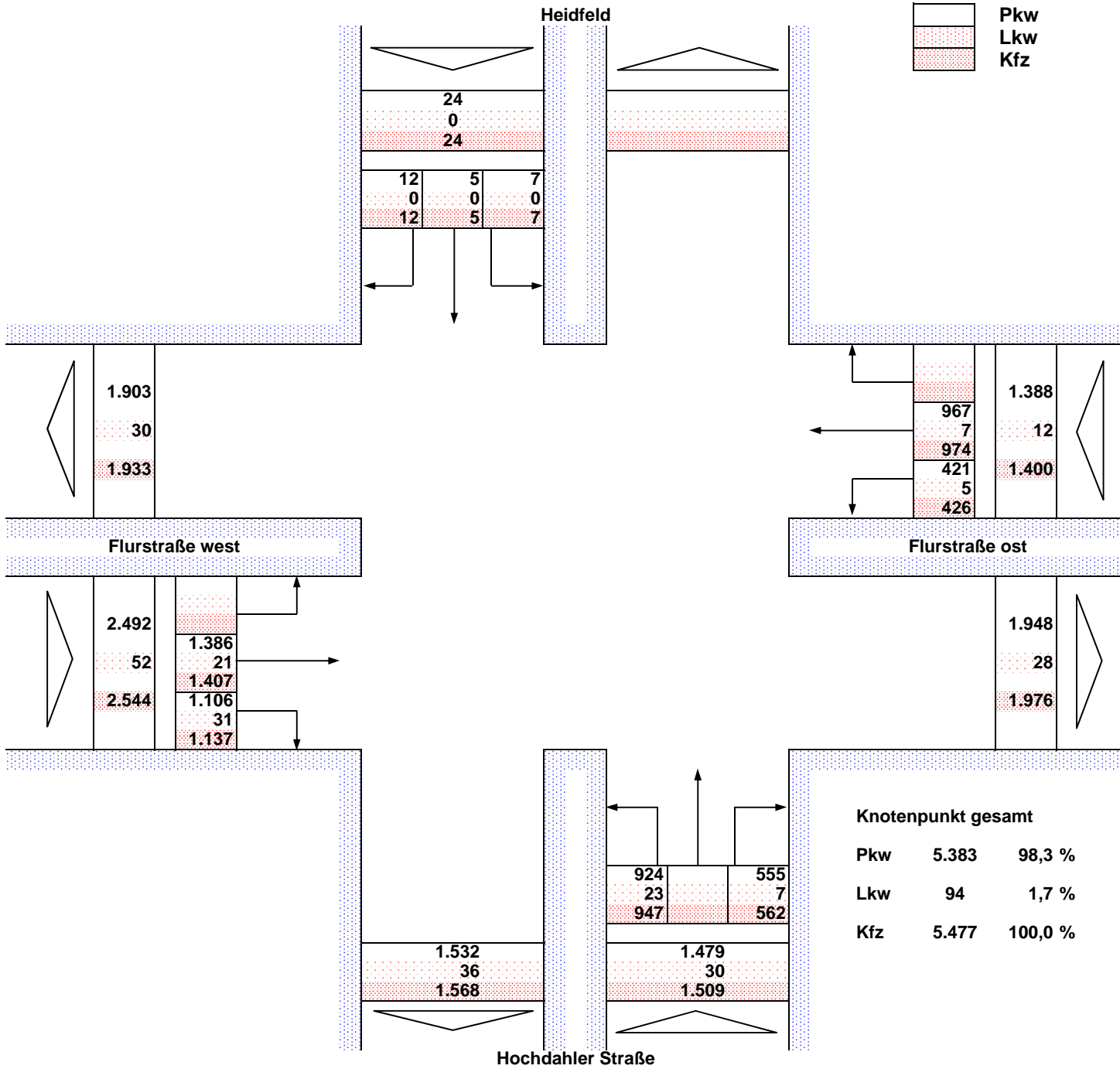
Kfz/3h



| Zufahrt Nr. | Strom Nr. | Fz- Art | Zeitintervall | | | | | | | | | | | | | | Summe | | |
|-------------|-----------|---------|----------------|----------------|----------------|----------------|----------------|----------------|----------------|----------------|----------------|----------------|----------------|----------------|---|--|-------|-----|-------|
| | | | 15:00 15:15 | 15:15 15:30 | 15:30 15:45 | 15:45 16:00 | 16:00 16:15 | 16:15 16:30 | 16:30 16:45 | 16:45 17:00 | 17:00 17:15 | 17:15 17:30 | 17:30 17:45 | 17:45 18:00 | | | | | |
| I | 1 R | Pkw | | | | | | | | | | | | | | | | | 0 |
| | | Lkw | | | | | | | | | | | | | | | | | 0 |
| | | Kfz | | | | | | | | | | | | | | | | | 0 |
| | 2 G | Pkw | 76 | 57 | 87 | 82 | 73 | 79 | 72 | 66 | 76 | 87 | 73 | 74 | | | | | 902 |
| | | Lkw | 2 | 7 | 4 | 3 | 5 | 1 | 2 | 1 | 0 | 1 | 1 | 3 | | | | | 30 |
| | | Kfz | 78 | 64 | 91 | 85 | 78 | 80 | 74 | 67 | 76 | 88 | 74 | 77 | | | | | 932 |
| 3 L | Pkw | 17 | 20 | 15 | 14 | 21 | 23 | 27 | 23 | 22 | 26 | 20 | 23 | | | | | 251 | |
| | Lkw | 2 | 1 | 0 | 1 | 0 | 1 | 2 | 2 | 0 | 1 | 2 | 1 | | | | | 13 | |
| | Kfz | 19 | 21 | 15 | 15 | 21 | 24 | 29 | 25 | 22 | 27 | 22 | 24 | | | | | 264 | |
| II | 4 R | Pkw | 28 | 41 | 32 | 23 | 23 | 39 | 21 | 28 | 21 | 23 | 16 | 21 | | | | | 316 |
| | | Lkw | 1 | 1 | 1 | 2 | 2 | 1 | 1 | 1 | 2 | 0 | 2 | 1 | | | | | 15 |
| | | Kfz | 29 | 42 | 33 | 25 | 25 | 40 | 22 | 29 | 23 | 23 | 18 | 22 | | | | | 331 |
| | 5 G | Pkw | | | | | | | | | | | | | | | | | 0 |
| | | Lkw | | | | | | | | | | | | | | | | | 0 |
| | | Kfz | | | | | | | | | | | | | | | | | 0 |
| 6 L | Pkw | 6 | 9 | 14 | 9 | 4 | 18 | 12 | 7 | 7 | 5 | 10 | 7 | | | | | 108 | |
| | Lkw | 2 | 2 | 2 | 0 | 4 | 0 | 1 | 1 | 0 | 1 | 0 | 0 | | | | | 13 | |
| | Kfz | 8 | 11 | 16 | 9 | 8 | 18 | 13 | 8 | 7 | 6 | 10 | 7 | | | | | 121 | |
| III | 7 R | Pkw | 7 | 5 | 3 | 13 | 10 | 3 | 5 | 3 | 3 | 2 | 3 | 4 | | | | | 61 |
| | | Lkw | 0 | 1 | 3 | 1 | 1 | 0 | 0 | 0 | 0 | 0 | 0 | 0 | | | | | 6 |
| | | Kfz | 7 | 6 | 6 | 14 | 11 | 3 | 5 | 3 | 3 | 3 | 2 | 3 | 4 | | | | |
| | 8 G | Pkw | 56 | 69 | 81 | 82 | 66 | 97 | 92 | 71 | 79 | 87 | 74 | 86 | | | | | 940 |
| | | Lkw | 7 | 3 | 4 | 1 | 6 | 4 | 1 | 2 | 1 | 2 | 2 | 6 | | | | | 39 |
| | | Kfz | 63 | 72 | 85 | 83 | 72 | 101 | 93 | 73 | 80 | 89 | 76 | 92 | | | | | 979 |
| 9 L | Pkw | | | | | | | | | | | | | | | | | 0 | |
| | Lkw | | | | | | | | | | | | | | | | | 0 | |
| | Kfz | | | | | | | | | | | | | | | | | 0 | |
| IV | 10 R | Pkw | 2 | 0 | 2 | 3 | 2 | 0 | 0 | 5 | 6 | 5 | 5 | 2 | | | | | 32 |
| | | Lkw | 2 | 0 | 0 | 0 | 0 | 0 | 0 | 0 | 1 | 0 | 0 | 0 | | | | | 3 |
| | | Kfz | 4 | 0 | 2 | 3 | 2 | 0 | 0 | 5 | 7 | 5 | 5 | 2 | | | | | 35 |
| | 11 G | Pkw | 1 | 1 | 2 | 0 | 2 | 1 | 0 | 4 | 2 | 0 | 1 | 1 | | | | | 15 |
| | | Lkw | 1 | 0 | 2 | 0 | 2 | 0 | 0 | 0 | 0 | 0 | 0 | 0 | | | | | 5 |
| | | Kfz | 2 | 1 | 4 | 0 | 4 | 1 | 0 | 4 | 2 | 0 | 1 | 1 | | | | | 20 |
| 12 L | Pkw | 6 | 5 | 8 | 8 | 9 | 3 | 11 | 7 | 23 | 5 | 3 | 3 | | | | | 91 | |
| | Lkw | 1 | 0 | 2 | 1 | 1 | 0 | 0 | 0 | 0 | 0 | 0 | 0 | | | | | 5 | |
| | Kfz | 7 | 5 | 10 | 9 | 10 | 3 | 11 | 7 | 23 | 5 | 3 | 3 | | | | | 96 | |
| I | 1 | Pkw | 93 | 77 | 102 | 96 | 94 | 102 | 99 | 89 | 98 | 113 | 93 | 97 | | | | | 1.153 |
| | 2 | Lkw | 4 | 8 | 4 | 4 | 5 | 2 | 4 | 3 | 0 | 2 | 3 | 4 | | | | | 43 |
| | 3 | Kfz | 97 | 85 | 106 | 100 | 99 | 104 | 103 | 92 | 98 | 115 | 96 | 101 | | | | | 1.196 |
| II | 4 | Pkw | 34 | 50 | 46 | 32 | 27 | 57 | 33 | 35 | 28 | 28 | 26 | 28 | | | | | 424 |
| | 5 | Lkw | 3 | 3 | 3 | 2 | 6 | 1 | 2 | 2 | 2 | 1 | 2 | 1 | | | | | 28 |
| | 6 | Kfz | 37 | 53 | 49 | 34 | 33 | 58 | 35 | 37 | 30 | 29 | 28 | 29 | | | | | 452 |
| III | 7 | Pkw | 63 | 74 | 84 | 95 | 76 | 100 | 97 | 74 | 82 | 89 | 77 | 90 | | | | | 1.001 |
| | 8 | Lkw | 7 | 4 | 7 | 2 | 7 | 4 | 1 | 2 | 1 | 2 | 2 | 6 | | | | | 45 |
| | 9 | Kfz | 70 | 78 | 91 | 97 | 83 | 104 | 98 | 76 | 83 | 91 | 79 | 96 | | | | | 1.046 |
| IV | 10 | Pkw | 9 | 6 | 12 | 11 | 13 | 4 | 11 | 16 | 31 | 10 | 9 | 6 | | | | | 138 |
| | 11 | Lkw | 4 | 0 | 4 | 1 | 3 | 0 | 0 | 0 | 1 | 0 | 0 | 0 | | | | | 13 |
| | 12 | Kfz | 13 | 6 | 16 | 12 | 16 | 4 | 11 | 16 | 32 | 10 | 9 | 6 | | | | | 151 |
| I bis IV | 1 bis 12 | Pkw | 199 | 207 | 244 | 234 | 210 | 263 | 240 | 214 | 239 | 240 | 205 | 221 | | | | | 2.716 |
| | | Lkw | 18 | 15 | 18 | 9 | 21 | 7 | 7 | 7 | 4 | 5 | 7 | 11 | | | | | 129 |
| | | Kfz | 217 | 222 | 262 | 243 | 231 | 270 | 247 | 221 | 243 | 245 | 212 | 232 | | | | | 2.845 |

Knotenpunkt: 20 Flurstraße / Hochdahler Straße

Kfz/3h



Datum der Verkehrszählung:

Dienstag

24.02.2015

Zeitintervall: 15:00 - 18:00 Uhr

Datum der Verkehrszählung:

Dienstag 24.02.2015

Zeitintervall:

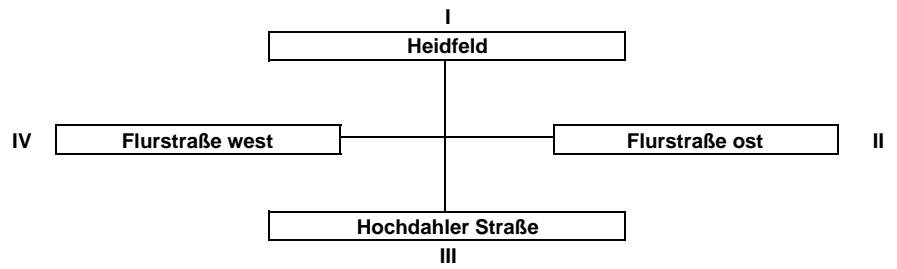
15:00 - 18:00 Uhr

Knotenpunkt:

20

Flurstraße / Hochdahler Straße

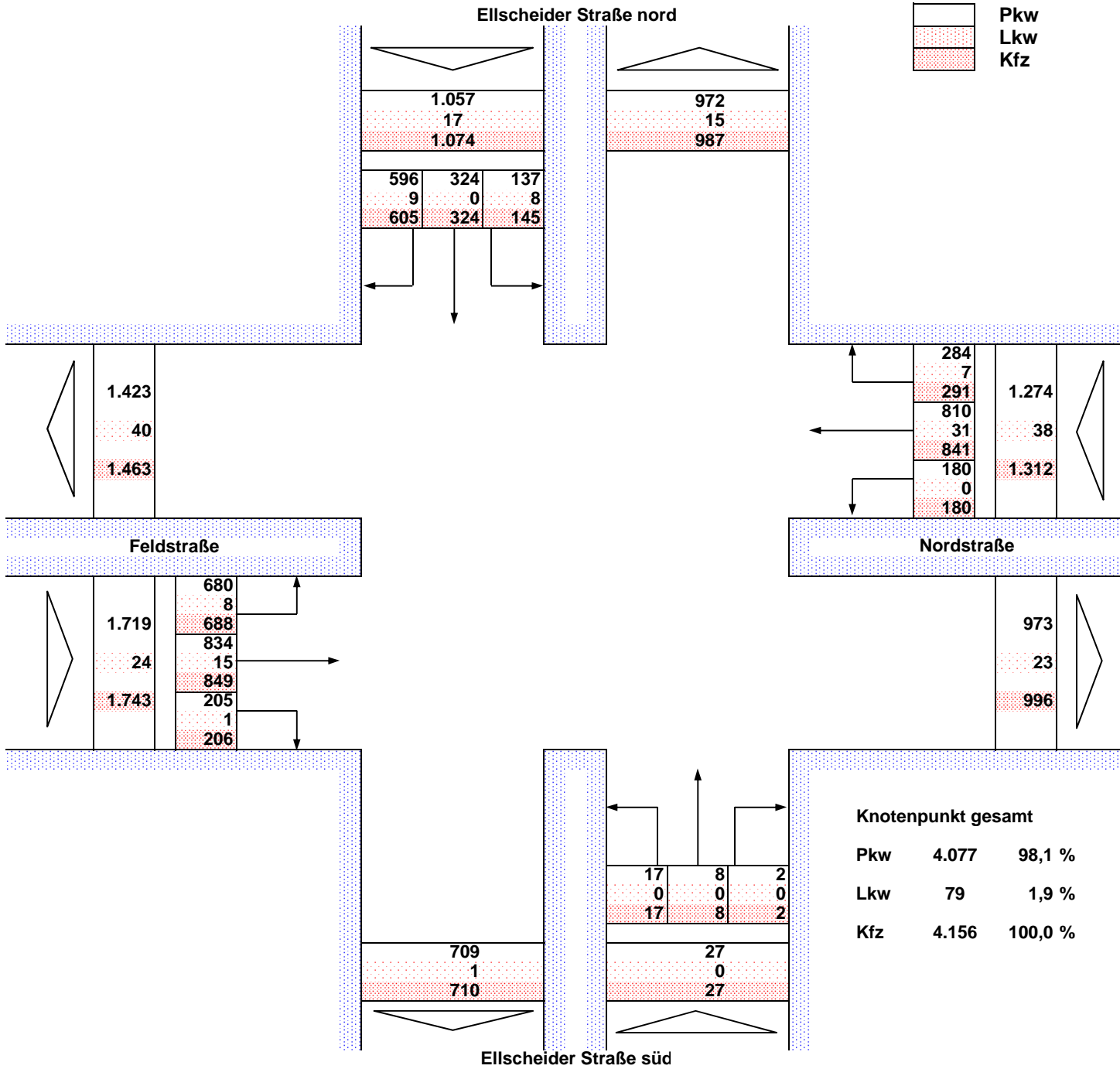
Kfz/3h



| Zufahrt Nr. | Strom Nr. | Fz- Art | Zeitintervall | | | | | | | | | | | | | | Summe | | |
|-------------|-----------|---------|----------------|----------------|----------------|----------------|----------------|----------------|----------------|----------------|----------------|----------------|----------------|----------------|--|--|-------|-----|-------|
| | | | 15:00 15:15 | 15:15 15:30 | 15:30 15:45 | 15:45 16:00 | 16:00 16:15 | 16:15 16:30 | 16:30 16:45 | 16:45 17:00 | 17:00 17:15 | 17:15 17:30 | 17:30 17:45 | 17:45 18:00 | | | | | |
| I | 1 R | Pkw | 0 | 0 | 0 | 0 | 1 | 1 | 2 | 2 | 2 | 1 | 1 | 2 | | | | | 12 |
| | | Lkw | 0 | 0 | 0 | 0 | 0 | 0 | 0 | 0 | 0 | 0 | 0 | 0 | | | | | 0 |
| | | Kfz | 0 | 0 | 0 | 0 | 1 | 1 | 2 | 2 | 2 | 1 | 1 | 2 | | | | | 12 |
| | 2 G | Pkw | 2 | 0 | 0 | 0 | 1 | 0 | 0 | 0 | 2 | 0 | 0 | 0 | | | | | 5 |
| | | Lkw | 0 | 0 | 0 | 0 | 0 | 0 | 0 | 0 | 0 | 0 | 0 | 0 | | | | | 0 |
| | | Kfz | 2 | 0 | 0 | 0 | 1 | 0 | 0 | 0 | 2 | 0 | 0 | 0 | | | | | 5 |
| 3 L | Pkw | 1 | 0 | 0 | 1 | 2 | 2 | 0 | 0 | 0 | 0 | 1 | 0 | | | | | 7 | |
| | Lkw | 0 | 0 | 0 | 0 | 0 | 0 | 0 | 0 | 0 | 0 | 0 | 0 | | | | | 0 | |
| | Kfz | 1 | 0 | 0 | 1 | 2 | 2 | 0 | 0 | 0 | 0 | 1 | 0 | | | | | 7 | |
| II | 4 R | Pkw | | | | | | | | | | | | | | | | 0 | |
| | | Lkw | | | | | | | | | | | | | | | | | 0 |
| | | Kfz | 0 | 0 | 0 | 0 | 0 | 0 | 0 | 0 | 0 | 0 | 0 | 0 | | | | | 0 |
| | 5 G | Pkw | 56 | 103 | 80 | 83 | 82 | 97 | 85 | 93 | 75 | 86 | 57 | 70 | | | | | 967 |
| | | Lkw | 2 | 0 | 1 | 1 | 0 | 0 | 0 | 1 | 2 | 0 | 0 | 0 | | | | | 7 |
| | | Kfz | 58 | 103 | 81 | 84 | 82 | 97 | 85 | 94 | 77 | 86 | 57 | 70 | | | | | 974 |
| 6 L | Pkw | 23 | 37 | 42 | 42 | 33 | 34 | 37 | 39 | 28 | 37 | 43 | 26 | | | | | 421 | |
| | Lkw | 1 | 1 | 0 | 0 | 1 | 1 | 1 | 0 | 0 | 0 | 0 | 0 | | | | | 5 | |
| | Kfz | 24 | 38 | 42 | 42 | 34 | 35 | 38 | 39 | 28 | 37 | 43 | 26 | | | | | 426 | |
| III | 7 R | Pkw | 33 | 38 | 30 | 39 | 50 | 56 | 54 | 56 | 67 | 51 | 42 | 39 | | | | | 555 |
| | | Lkw | 0 | 2 | 1 | 1 | 0 | 0 | 1 | 0 | 1 | 1 | 0 | 0 | | | | | 7 |
| | | Kfz | 33 | 40 | 31 | 40 | 50 | 56 | 55 | 56 | 68 | 52 | 42 | 39 | | | | | 562 |
| | 8 G | Pkw | | | | | | | | | | | | | | | | | 0 |
| | | Lkw | | | | | | | | | | | | | | | | | 0 |
| | | Kfz | 0 | 0 | 0 | 0 | 0 | 0 | 0 | 0 | 0 | 0 | 0 | 0 | | | | | 0 |
| 9 L | Pkw | 53 | 78 | 84 | 64 | 76 | 72 | 79 | 72 | 110 | 92 | 72 | 72 | | | | | 924 | |
| | Lkw | 1 | 5 | 1 | 4 | 2 | 0 | 4 | 3 | 1 | 0 | 0 | 2 | | | | | 23 | |
| | Kfz | 54 | 83 | 85 | 68 | 78 | 72 | 83 | 75 | 111 | 92 | 72 | 74 | | | | | 947 | |
| IV | 10 R | Pkw | 53 | 89 | 87 | 83 | 80 | 90 | 93 | 105 | 110 | 112 | 103 | 101 | | | | | 1.106 |
| | | Lkw | 5 | 3 | 1 | 3 | 4 | 3 | 2 | 1 | 3 | 2 | 4 | 0 | | | | | 31 |
| | | Kfz | 58 | 92 | 88 | 86 | 84 | 93 | 95 | 106 | 113 | 114 | 107 | 101 | | | | | 1.137 |
| | 11 G | Pkw | 87 | 97 | 105 | 115 | 103 | 107 | 137 | 116 | 112 | 143 | 137 | 127 | | | | | 1.386 |
| | | Lkw | 0 | 2 | 3 | 3 | 4 | 1 | 2 | 0 | 1 | 1 | 3 | 1 | | | | | 21 |
| | | Kfz | 87 | 99 | 108 | 118 | 107 | 108 | 139 | 116 | 113 | 144 | 140 | 128 | | | | | 1.407 |
| 12 L | Pkw | | | | | | | | | | | | | | | | | 0 | |
| | Lkw | | | | | | | | | | | | | | | | | 0 | |
| | Kfz | 0 | 0 | 0 | 0 | 0 | 0 | 0 | 0 | 0 | 0 | 0 | 0 | | | | | 0 | |
| I | 1 | Pkw | 3 | 0 | 0 | 1 | 4 | 3 | 2 | 2 | 4 | 1 | 2 | 2 | | | | | 24 |
| | 2 | Lkw | 0 | 0 | 0 | 0 | 0 | 0 | 0 | 0 | 0 | 0 | 0 | 0 | | | | | 0 |
| | 3 | Kfz | 3 | 0 | 0 | 1 | 4 | 3 | 2 | 2 | 4 | 1 | 2 | 2 | | | | | 24 |
| II | 4 | Pkw | 79 | 140 | 122 | 125 | 115 | 131 | 122 | 132 | 103 | 123 | 100 | 96 | | | | | 1.388 |
| | 5 | Lkw | 3 | 1 | 1 | 1 | 1 | 1 | 1 | 1 | 2 | 0 | 0 | 0 | | | | | 12 |
| | 6 | Kfz | 82 | 141 | 123 | 126 | 116 | 132 | 123 | 133 | 105 | 123 | 100 | 96 | | | | | 1.400 |
| III | 7 | Pkw | 86 | 116 | 114 | 103 | 126 | 128 | 133 | 128 | 177 | 143 | 114 | 111 | | | | | 1.479 |
| | 8 | Lkw | 1 | 7 | 2 | 5 | 2 | 0 | 5 | 3 | 2 | 1 | 0 | 2 | | | | | 30 |
| | 9 | Kfz | 87 | 123 | 116 | 108 | 128 | 128 | 138 | 131 | 179 | 144 | 114 | 113 | | | | | 1.509 |
| IV | 10 | Pkw | 140 | 186 | 192 | 198 | 183 | 197 | 230 | 221 | 222 | 255 | 240 | 228 | | | | | 2.492 |
| | 11 | Lkw | 5 | 5 | 4 | 6 | 8 | 4 | 4 | 1 | 4 | 3 | 7 | 1 | | | | | 52 |
| | 12 | Kfz | 145 | 191 | 196 | 204 | 191 | 201 | 234 | 222 | 226 | 258 | 247 | 229 | | | | | 2.544 |
| I bis IV | 1 bis 12 | Pkw | 308 | 442 | 428 | 427 | 428 | 459 | 487 | 483 | 506 | 522 | 456 | 437 | | | | | 5.383 |
| | | Lkw | 9 | 13 | 7 | 12 | 11 | 5 | 10 | 5 | 8 | 4 | 7 | 3 | | | | | 94 |
| | | Kfz | 317 | 455 | 435 | 439 | 439 | 464 | 497 | 488 | 514 | 526 | 463 | 440 | | | | | 5.477 |

Knotenpunkt: 23 Feldstraße / Ellscheider Straße

Kfz/3h



Datum der Verkehrszählung:

Dienstag

24.02.2015

Zeitintervall: 15:00 - 18:00 Uhr

Datum der Verkehrszählung:

Dienstag 24.02.2015

Zeitintervall:

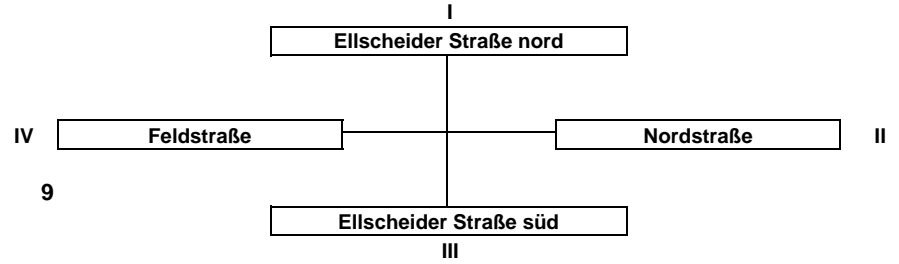
15:00 - 18:00 Uhr

Knotenpunkt:

23

Feldstraße / Ellscheider Straße

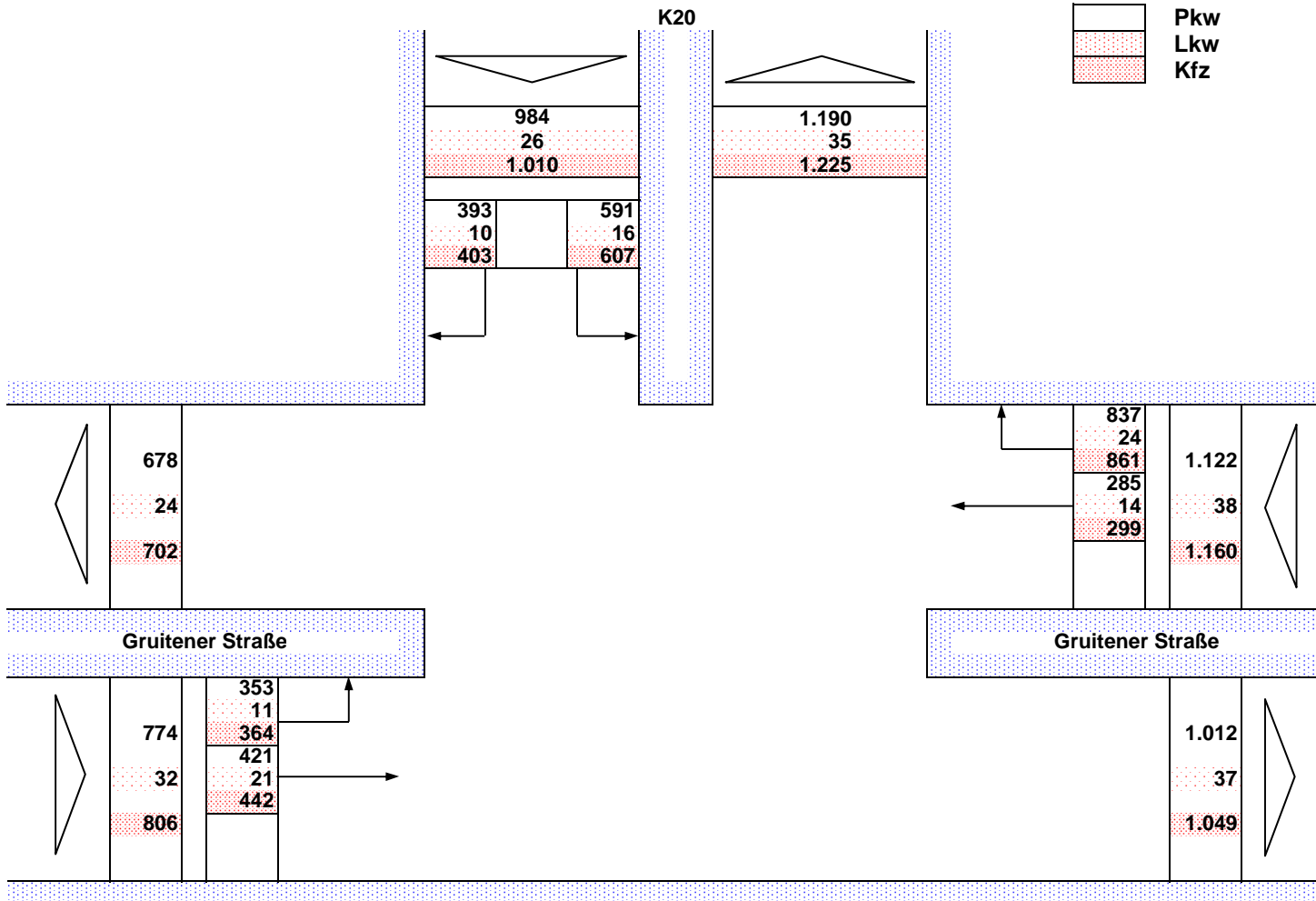
Kfz/3h



| Zufahrt Nr. | Strom Nr. | Fz- Art | Zeitintervall | | | | | | | | | | | | | | Summe | | |
|-------------|-----------|---------|----------------|----------------|----------------|----------------|----------------|----------------|----------------|----------------|----------------|----------------|----------------|----------------|---|--|-------|--|-------|
| | | | 15:00 15:15 | 15:15 15:30 | 15:30 15:45 | 15:45 16:00 | 16:00 16:15 | 16:15 16:30 | 16:30 16:45 | 16:45 17:00 | 17:00 17:15 | 17:15 17:30 | 17:30 17:45 | 17:45 18:00 | | | | | |
| I | 1 R | Pkw | 48 | 44 | 48 | 60 | 52 | 57 | 61 | 40 | 31 | 64 | 40 | 51 | | | | | 596 |
| | | Lkw | 1 | 2 | 1 | 0 | 1 | 1 | 1 | 1 | 1 | 0 | 0 | 0 | 1 | | | | 9 |
| | | Kfz | 49 | 46 | 49 | 60 | 53 | 58 | 62 | 41 | 31 | 64 | 40 | 52 | | | | | 605 |
| | 2 G | Pkw | 22 | 36 | 18 | 34 | 32 | 31 | 23 | 28 | 28 | 27 | 19 | 26 | | | | | 324 |
| | | Lkw | 0 | 0 | 0 | 0 | 0 | 0 | 0 | 0 | 0 | 0 | 0 | 0 | | | | | 0 |
| | | Kfz | 22 | 36 | 18 | 34 | 32 | 31 | 23 | 28 | 28 | 27 | 19 | 26 | | | | | 324 |
| | 3 L | Pkw | 7 | 9 | 5 | 6 | 18 | 16 | 15 | 6 | 17 | 14 | 14 | 10 | | | | | 137 |
| | | Lkw | 0 | 0 | 1 | 1 | 0 | 1 | 1 | 1 | 0 | 1 | 1 | 1 | | | | | 8 |
| | | Kfz | 7 | 9 | 6 | 7 | 18 | 17 | 16 | 7 | 17 | 15 | 15 | 11 | | | | | 145 |
| II | 4 R | Pkw | 30 | 12 | 30 | 17 | 24 | 25 | 22 | 29 | 22 | 24 | 27 | 22 | | | | | 284 |
| | | Lkw | 0 | 1 | 0 | 0 | 1 | 1 | 1 | 0 | 1 | 1 | 0 | 1 | | | | | 7 |
| | | Kfz | 30 | 13 | 30 | 17 | 25 | 26 | 23 | 29 | 23 | 25 | 27 | 23 | | | | | 291 |
| | 5 G | Pkw | 68 | 62 | 49 | 70 | 71 | 81 | 64 | 96 | 70 | 70 | 51 | 58 | | | | | 810 |
| | | Lkw | 5 | 3 | 2 | 0 | 5 | 3 | 1 | 4 | 2 | 3 | 2 | 1 | | | | | 31 |
| | | Kfz | 73 | 65 | 51 | 70 | 76 | 84 | 65 | 100 | 72 | 73 | 53 | 59 | | | | | 841 |
| | 6 L | Pkw | 27 | 14 | 13 | 11 | 13 | 17 | 17 | 19 | 10 | 10 | 10 | 19 | | | | | 180 |
| | | Lkw | 0 | 0 | 0 | 0 | 0 | 0 | 0 | 0 | 0 | 0 | 0 | 0 | | | | | 0 |
| | | Kfz | 27 | 14 | 13 | 11 | 13 | 17 | 17 | 19 | 10 | 10 | 10 | 19 | | | | | 180 |
| III | 7 R | Pkw | 0 | 0 | 0 | 0 | 0 | 0 | 0 | 0 | 1 | 1 | 0 | 0 | | | | | 2 |
| | | Lkw | 0 | 0 | 0 | 0 | 0 | 0 | 0 | 0 | 0 | 0 | 0 | 0 | | | | | 0 |
| | | Kfz | 0 | 0 | 0 | 0 | 0 | 0 | 0 | 0 | 0 | 1 | 1 | 0 | 0 | | | | |
| | 8 G | Pkw | 0 | 1 | 0 | 1 | 1 | 2 | 0 | 0 | 2 | 0 | 1 | 0 | | | | | 8 |
| | | Lkw | 0 | 0 | 0 | 0 | 0 | 0 | 0 | 0 | 0 | 0 | 0 | 0 | | | | | 0 |
| | | Kfz | 0 | 1 | 0 | 1 | 1 | 2 | 0 | 0 | 2 | 0 | 1 | 0 | | | | | 8 |
| | 9 L | Pkw | 1 | 2 | 0 | 1 | 5 | 1 | 2 | 2 | 1 | 1 | 1 | 0 | | | | | 17 |
| | | Lkw | 0 | 0 | 0 | 0 | 0 | 0 | 0 | 0 | 0 | 0 | 0 | 0 | | | | | 0 |
| | | Kfz | 1 | 2 | 0 | 1 | 5 | 1 | 2 | 2 | 1 | 1 | 1 | 0 | | | | | 17 |
| IV | 10 R | Pkw | 14 | 28 | 12 | 19 | 18 | 19 | 21 | 27 | 8 | 11 | 11 | 17 | | | | | 205 |
| | | Lkw | 0 | 0 | 0 | 0 | 0 | 1 | 0 | 0 | 0 | 0 | 0 | 0 | | | | | 1 |
| | | Kfz | 14 | 28 | 12 | 19 | 18 | 20 | 21 | 27 | 8 | 11 | 11 | 17 | | | | | 206 |
| | 11 G | Pkw | 70 | 59 | 47 | 61 | 68 | 67 | 76 | 85 | 73 | 92 | 63 | 73 | | | | | 834 |
| | | Lkw | 2 | 2 | 0 | 0 | 2 | 3 | 2 | 1 | 0 | 1 | 2 | 0 | | | | | 15 |
| | | Kfz | 72 | 61 | 47 | 61 | 70 | 70 | 78 | 86 | 73 | 93 | 65 | 73 | | | | | 849 |
| | 12 L | Pkw | 48 | 55 | 53 | 49 | 62 | 54 | 71 | 68 | 73 | 45 | 51 | 51 | | | | | 680 |
| | | Lkw | 0 | 1 | 1 | 2 | 1 | 0 | 1 | 0 | 1 | 0 | 0 | 1 | | | | | 8 |
| | | Kfz | 48 | 56 | 54 | 51 | 63 | 54 | 72 | 68 | 74 | 45 | 51 | 52 | | | | | 688 |
| I | 1 | Pkw | 77 | 89 | 71 | 100 | 102 | 104 | 99 | 74 | 76 | 105 | 73 | 87 | | | | | 1.057 |
| | 2 | Lkw | 1 | 2 | 2 | 1 | 1 | 2 | 2 | 2 | 0 | 1 | 1 | 2 | | | | | 17 |
| | 3 | Kfz | 78 | 91 | 73 | 101 | 103 | 106 | 101 | 76 | 76 | 106 | 74 | 89 | | | | | 1.074 |
| II | 4 | Pkw | 125 | 88 | 92 | 98 | 108 | 123 | 103 | 144 | 102 | 104 | 88 | 99 | | | | | 1.274 |
| | 5 | Lkw | 5 | 4 | 2 | 0 | 6 | 4 | 2 | 4 | 3 | 4 | 2 | 2 | | | | | 38 |
| | 6 | Kfz | 130 | 92 | 94 | 98 | 114 | 127 | 105 | 148 | 105 | 108 | 90 | 101 | | | | | 1.312 |
| III | 7 | Pkw | 1 | 3 | 0 | 2 | 6 | 3 | 2 | 2 | 4 | 2 | 2 | 0 | | | | | 27 |
| | 8 | Lkw | 0 | 0 | 0 | 0 | 0 | 0 | 0 | 0 | 0 | 0 | 0 | 0 | | | | | 0 |
| | 9 | Kfz | 1 | 3 | 0 | 2 | 6 | 3 | 2 | 2 | 4 | 2 | 2 | 0 | | | | | 27 |
| IV | 10 | Pkw | 132 | 142 | 112 | 129 | 148 | 140 | 168 | 180 | 154 | 148 | 125 | 141 | | | | | 1.719 |
| | 11 | Lkw | 2 | 3 | 1 | 2 | 3 | 4 | 3 | 1 | 1 | 1 | 2 | 1 | | | | | 24 |
| | 12 | Kfz | 134 | 145 | 113 | 131 | 151 | 144 | 171 | 181 | 155 | 149 | 127 | 142 | | | | | 1.743 |
| I bis IV | 1 bis | Pkw | 335 | 322 | 275 | 329 | 364 | 370 | 372 | 400 | 336 | 359 | 288 | 327 | | | | | 4.077 |
| | | Lkw | 8 | 9 | 5 | 3 | 10 | 10 | 7 | 7 | 4 | 6 | 5 | 5 | | | | | 79 |
| | 12 | Kfz | 343 | 331 | 280 | 332 | 374 | 380 | 379 | 407 | 340 | 365 | 293 | 332 | | | | | 4.156 |

Knotenpunkt: 40 Gruitener Straße / K20

Kfz/3h



Knotenpunkt gesamt

| | | |
|-----|-------|---------|
| Pkw | 2.880 | 96,8 % |
| Lkw | 96 | 3,2 % |
| Kfz | 2.976 | 100,0 % |

| | | | |
|----------------------------|-----------------------|----------------|-------------------|
| Datum der Verkehrszählung: | Donnerstag 26.02.2015 | Zeitintervall: | 15:00 - 18:00 Uhr |
|----------------------------|-----------------------|----------------|-------------------|

Datum der Verkehrszählung:

Donnerstag 26.02.2015

Zeitintervall:

15:00 - 18:00 Uhr

Knotenpunkt:

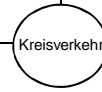
40

Gruitener Straße / K20

IV

Gruitener Straße

I
K20



Gruitener Straße

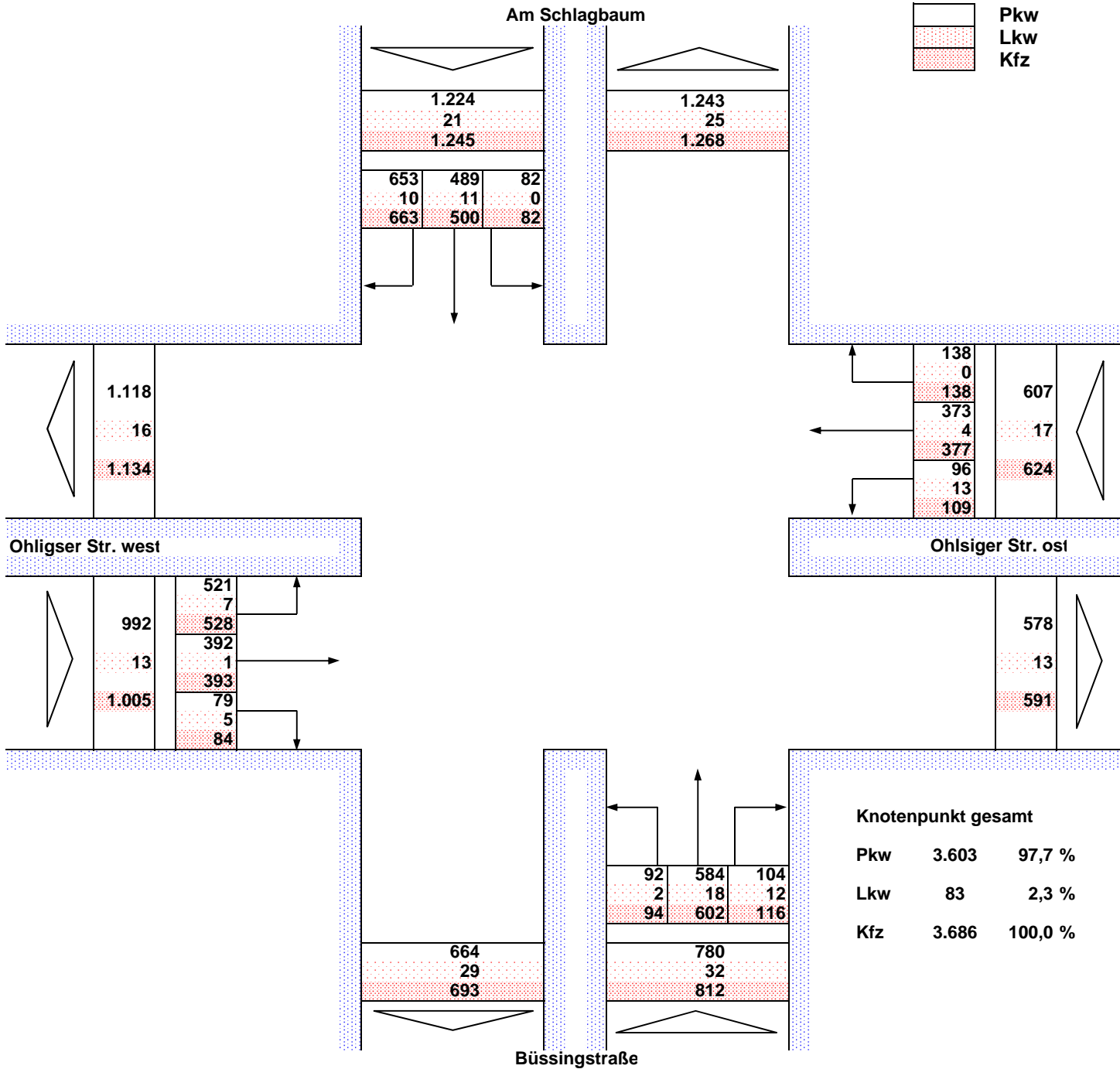
II

Kfz/3h

| Zufahrt Nr. | Strom Nr. | Fz- Art | Zeitintervall | | | | | | | | | | | | | | Summe | | |
|-------------|-----------|---------|----------------|----------------|----------------|----------------|----------------|----------------|----------------|----------------|----------------|----------------|----------------|----------------|----|--|-------|-----|-------|
| | | | 15:00 15:15 | 15:15 15:30 | 15:30 15:45 | 15:45 16:00 | 16:00 16:15 | 16:15 16:30 | 16:30 16:45 | 16:45 17:00 | 17:00 17:15 | 17:15 17:30 | 17:30 17:45 | 17:45 18:00 | | | | | |
| I | 1 R | Pkw | 45 | 28 | 34 | 25 | 44 | 44 | 42 | 32 | 30 | 25 | 30 | 14 | | | | | 393 |
| | | Lkw | 1 | 0 | 3 | 1 | 0 | 3 | 0 | 0 | 0 | 2 | 0 | 0 | | | | | 10 |
| | | Kfz | 46 | 28 | 37 | 26 | 44 | 47 | 42 | 32 | 30 | 27 | 30 | 14 | | | | | 403 |
| | 2 G | Pkw | | | | | | | | | | | | | | | | | |
| | | Lkw | | | | | | | | | | | | | | | | | |
| | | Kfz | | | | | | | | | | | | | | | | | |
| 3 L | Pkw | 55 | 46 | 46 | 47 | 42 | 50 | 50 | 68 | 45 | 59 | 37 | 46 | | | | | 591 | |
| | Lkw | 1 | 3 | 3 | 0 | 3 | 1 | 0 | 1 | 1 | 0 | 1 | 2 | | | | | 16 | |
| | Kfz | 56 | 49 | 49 | 47 | 45 | 51 | 50 | 69 | 46 | 59 | 38 | 48 | | | | | 607 | |
| II | 4 R | Pkw | 51 | 69 | 69 | 69 | 71 | 73 | 76 | 50 | 67 | 103 | 64 | 75 | | | | | 837 |
| | | Lkw | 3 | 3 | 4 | 2 | 1 | 3 | 2 | 3 | 1 | 1 | 1 | 0 | | | | | 24 |
| | | Kfz | 54 | 72 | 73 | 71 | 72 | 76 | 78 | 53 | 68 | 68 | 104 | 65 | 75 | | | | 861 |
| | 5 G | Pkw | 28 | 18 | 25 | 22 | 29 | 24 | 27 | 18 | 24 | 24 | 27 | 19 | | | | | 285 |
| | | Lkw | 1 | 1 | 3 | 2 | 2 | 0 | 1 | 1 | 1 | 1 | 0 | 1 | | | | | 14 |
| | | Kfz | 29 | 19 | 28 | 24 | 31 | 24 | 28 | 19 | 25 | 25 | 27 | 20 | | | | | 299 |
| 6 L | Pkw | | | | | | | | | | | | | | | | | | |
| | Lkw | | | | | | | | | | | | | | | | | | |
| | Kfz | | | | | | | | | | | | | | | | | | |
| III | 7 R | Pkw | | | | | | | | | | | | | | | | | |
| | | Lkw | | | | | | | | | | | | | | | | | |
| | | Kfz | | | | | | | | | | | | | | | | | |
| | 8 G | Pkw | | | | | | | | | | | | | | | | | |
| | | Lkw | | | | | | | | | | | | | | | | | |
| | | Kfz | | | | | | | | | | | | | | | | | |
| 9 L | Pkw | | | | | | | | | | | | | | | | | | |
| | Lkw | | | | | | | | | | | | | | | | | | |
| | Kfz | | | | | | | | | | | | | | | | | | |
| IV | 10 R | Pkw | | | | | | | | | | | | | | | | | |
| | | Lkw | | | | | | | | | | | | | | | | | |
| | | Kfz | | | | | | | | | | | | | | | | | |
| | 11 G | Pkw | 25 | 26 | 24 | 43 | 45 | 36 | 35 | 38 | 55 | 26 | 36 | 32 | | | | | 421 |
| | | Lkw | 0 | 5 | 1 | 2 | 2 | 1 | 1 | 3 | 1 | 1 | 2 | 2 | | | | | 21 |
| | | Kfz | 25 | 31 | 25 | 45 | 47 | 37 | 36 | 41 | 56 | 27 | 38 | 34 | | | | | 442 |
| 12 L | Pkw | 23 | 24 | 22 | 20 | 31 | 37 | 33 | 28 | 31 | 48 | 28 | 28 | | | | | 353 | |
| | Lkw | 1 | 1 | 2 | 2 | 0 | 1 | 0 | 1 | 0 | 1 | 0 | 2 | | | | | 11 | |
| | Kfz | 24 | 25 | 24 | 22 | 31 | 38 | 33 | 29 | 31 | 49 | 28 | 30 | | | | | 364 | |
| I | 1 | Pkw | 100 | 74 | 80 | 72 | 86 | 94 | 92 | 100 | 75 | 84 | 67 | 60 | | | | | 984 |
| | 2 | Lkw | 2 | 3 | 6 | 1 | 3 | 4 | 0 | 1 | 1 | 2 | 1 | 2 | | | | | 26 |
| | 3 | Kfz | 102 | 77 | 86 | 73 | 89 | 98 | 92 | 101 | 76 | 86 | 68 | 62 | | | | | 1.010 |
| II | 4 | Pkw | 79 | 87 | 94 | 91 | 100 | 97 | 103 | 68 | 91 | 127 | 91 | 94 | | | | | 1.122 |
| | 5 | Lkw | 4 | 4 | 7 | 4 | 3 | 3 | 3 | 4 | 2 | 2 | 1 | 1 | | | | | 38 |
| | 6 | Kfz | 83 | 91 | 101 | 95 | 103 | 100 | 106 | 72 | 93 | 129 | 92 | 95 | | | | | 1.160 |
| III | 7 | Pkw | | | | | | | | | | | | | | | | | |
| | 8 | Lkw | | | | | | | | | | | | | | | | | |
| | 9 | Kfz | | | | | | | | | | | | | | | | | |
| IV | 10 | Pkw | 48 | 50 | 46 | 63 | 76 | 73 | 68 | 66 | 86 | 74 | 64 | 60 | | | | | 774 |
| | 11 | Lkw | 1 | 6 | 3 | 4 | 2 | 2 | 1 | 4 | 1 | 2 | 2 | 4 | | | | | 32 |
| | 12 | Kfz | 49 | 56 | 49 | 67 | 78 | 75 | 69 | 70 | 87 | 76 | 66 | 64 | | | | | 806 |
| I bis IV | 1 bis 12 | Pkw | 227 | 211 | 220 | 226 | 262 | 264 | 263 | 234 | 252 | 285 | 222 | 214 | | | | | 2.880 |
| | | Lkw | 7 | 13 | 16 | 9 | 8 | 9 | 4 | 9 | 4 | 6 | 4 | 7 | | | | | 96 |
| | | Kfz | 234 | 224 | 236 | 235 | 270 | 273 | 267 | 243 | 256 | 291 | 226 | 221 | | | | | 2.976 |

Knotenpunkt: 41 Ohligser Str. / Schlagbaum

Kfz/3h



Datum der Verkehrszählung:

Dienstag

24.02.2015

Zeitintervall: 15:00 - 18:00 Uhr

Datum der Verkehrszählung:

Dienstag 24.02.2015

Zeitintervall:

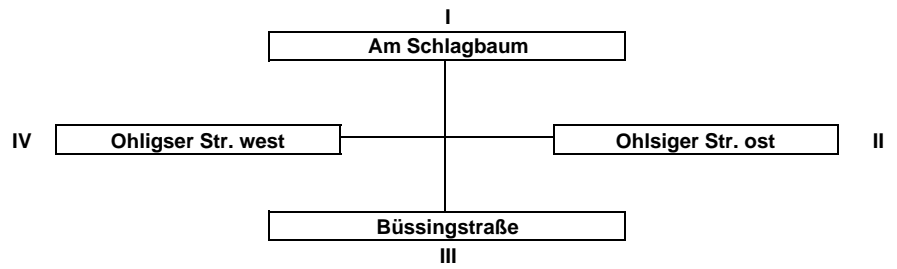
15:00 - 18:00 Uhr

Knotenpunkt:

41

Ohligser Str. / Schlagbaum

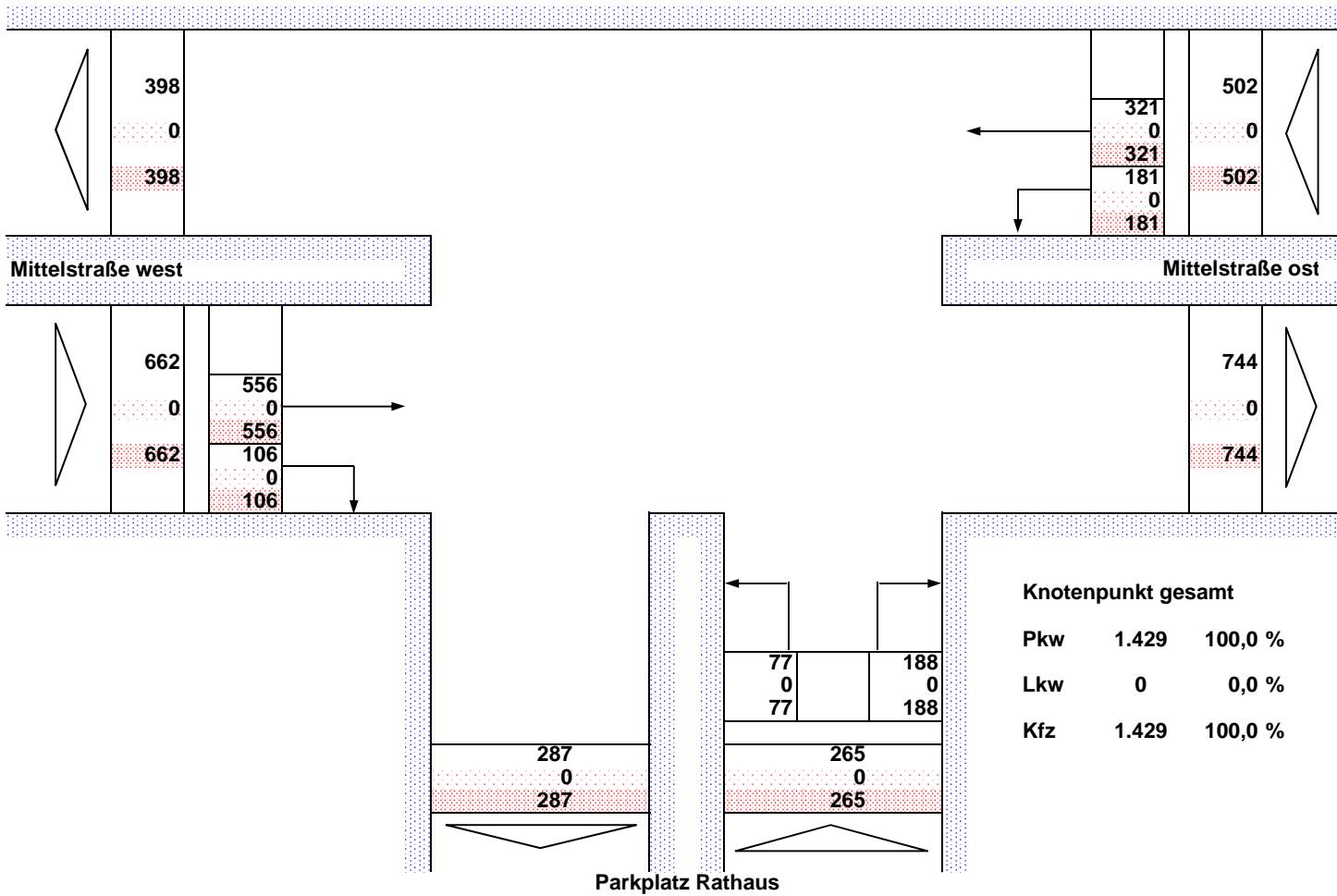

Kfz/3h



| Zufahrt Nr. | Strom Nr. | Fz- Art | Zeitintervall | | | | | | | | | | | | | | Summe | | |
|-------------|-----------|---------|----------------|----------------|----------------|----------------|----------------|----------------|----------------|----------------|----------------|----------------|----------------|----------------|--|--|-------|-------|-------|
| | | | 15:00 15:15 | 15:15 15:30 | 15:30 15:45 | 15:45 16:00 | 16:00 16:15 | 16:15 16:30 | 16:30 16:45 | 16:45 17:00 | 17:00 17:15 | 17:15 17:30 | 17:30 17:45 | 17:45 18:00 | | | | | |
| I | 1 R | Pkw | 50 | 47 | 60 | 40 | 53 | 50 | 57 | 64 | 41 | 73 | 58 | 60 | | | | | 653 |
| | | Lkw | 3 | 1 | 0 | 1 | 0 | 2 | 0 | 1 | 1 | 0 | 0 | 1 | | | | | 10 |
| | | Kfz | 53 | 48 | 60 | 41 | 53 | 52 | 57 | 65 | 42 | 73 | 58 | 61 | | | | | 663 |
| | 2 G | Pkw | 45 | 39 | 40 | 38 | 39 | 32 | 51 | 31 | 50 | 43 | 43 | 38 | | | | | 489 |
| | | Lkw | 4 | 4 | 0 | 0 | 0 | 0 | 0 | 0 | 1 | 1 | 1 | 0 | | | | | 11 |
| | | Kfz | 49 | 43 | 40 | 38 | 39 | 32 | 51 | 31 | 51 | 44 | 44 | 38 | | | | | 500 |
| | 3 L | Pkw | 4 | 4 | 7 | 2 | 3 | 5 | 7 | 6 | 12 | 12 | 14 | 6 | | | | | 82 |
| | | Lkw | 0 | 0 | 0 | 0 | 0 | 0 | 0 | 0 | 0 | 0 | 0 | 0 | | | | | 0 |
| | | Kfz | 4 | 4 | 7 | 2 | 3 | 5 | 7 | 6 | 12 | 12 | 14 | 6 | | | | | 82 |
| II | 4 R | Pkw | 5 | 4 | 17 | 11 | 8 | 8 | 14 | 15 | 16 | 18 | 11 | 11 | | | | | 138 |
| | | Lkw | 0 | 0 | 0 | 0 | 0 | 0 | 0 | 0 | 0 | 0 | 0 | 0 | | | | | 0 |
| | | Kfz | 5 | 4 | 17 | 11 | 8 | 8 | 14 | 15 | 16 | 18 | 11 | 11 | | | | | 138 |
| | 5 G | Pkw | 34 | 31 | 28 | 41 | 32 | 27 | 29 | 37 | 34 | 28 | 25 | 27 | | | | | 373 |
| | | Lkw | 0 | 1 | 0 | 0 | 0 | 0 | 0 | 0 | 2 | 1 | 0 | 0 | | | | | 4 |
| | | Kfz | 34 | 32 | 28 | 41 | 32 | 27 | 29 | 37 | 36 | 29 | 25 | 27 | | | | | 377 |
| | 6 L | Pkw | 6 | 7 | 5 | 13 | 4 | 9 | 7 | 9 | 13 | 7 | 8 | 8 | | | | | 96 |
| | | Lkw | 0 | 3 | 0 | 1 | 1 | 2 | 1 | 1 | 1 | 0 | 1 | 2 | | | | | 13 |
| | | Kfz | 6 | 10 | 5 | 14 | 5 | 11 | 8 | 10 | 14 | 7 | 9 | 10 | | | | | 109 |
| III | 7 R | Pkw | 14 | 12 | 13 | 8 | 11 | 10 | 11 | 5 | 7 | 7 | 2 | 4 | | | | | 104 |
| | | Lkw | 3 | 0 | 2 | 1 | 1 | 1 | 0 | 1 | 1 | 1 | 0 | 1 | | | | | 12 |
| | | Kfz | 17 | 12 | 15 | 9 | 12 | 11 | 11 | 6 | 8 | 8 | 2 | 5 | | | | | 116 |
| | 8 G | Pkw | 53 | 38 | 46 | 37 | 60 | 48 | 63 | 38 | 51 | 53 | 42 | 55 | | | | | 584 |
| | | Lkw | 0 | 5 | 4 | 2 | 0 | 3 | 2 | 1 | 0 | 1 | 0 | 0 | | | | | 18 |
| | | Kfz | 53 | 43 | 50 | 39 | 60 | 51 | 65 | 39 | 51 | 54 | 42 | 55 | | | | | 602 |
| | 9 L | Pkw | 18 | 9 | 9 | 8 | 9 | 11 | 4 | 4 | 8 | 5 | 4 | 3 | | | | | 92 |
| | | Lkw | 0 | 1 | 1 | 0 | 0 | 0 | 0 | 0 | 0 | 0 | 0 | 0 | | | | | 2 |
| | | Kfz | 18 | 10 | 10 | 8 | 9 | 11 | 4 | 4 | 8 | 5 | 4 | 3 | | | | | 94 |
| IV | 10 R | Pkw | 13 | 9 | 6 | 6 | 6 | 5 | 8 | 3 | 6 | 5 | 7 | | | | | 79 | |
| | | Lkw | 1 | 2 | 0 | 0 | 1 | 0 | 1 | 0 | 0 | 0 | 0 | 0 | | | | | 5 |
| | | Kfz | 14 | 11 | 6 | 6 | 7 | 5 | 9 | 3 | 6 | 5 | 7 | | | | | | 84 |
| | 11 G | Pkw | 30 | 27 | 24 | 36 | 38 | 23 | 37 | 37 | 30 | 34 | 37 | 39 | | | | | 392 |
| | | Lkw | 1 | 0 | 0 | 0 | 0 | 0 | 0 | 0 | 0 | 0 | 0 | 0 | | | | | 1 |
| | | Kfz | 31 | 27 | 24 | 36 | 38 | 23 | 37 | 37 | 30 | 34 | 37 | 39 | | | | | 393 |
| | 12 L | Pkw | 35 | 46 | 43 | 31 | 52 | 51 | 44 | 37 | 43 | 44 | 47 | 48 | | | | | 521 |
| | | Lkw | 0 | 2 | 2 | 0 | 0 | 0 | 2 | 0 | 0 | 0 | 0 | 1 | | | | | 7 |
| | | Kfz | 35 | 48 | 45 | 31 | 52 | 51 | 46 | 37 | 43 | 44 | 47 | 49 | | | | | 528 |
| I | 1 | Pkw | 99 | 90 | 107 | 80 | 95 | 87 | 115 | 101 | 103 | 128 | 115 | 104 | | | | | 1.224 |
| | 2 | Lkw | 7 | 5 | 0 | 1 | 0 | 2 | 0 | 1 | 2 | 1 | 1 | 1 | | | | | 21 |
| | 3 | Kfz | 106 | 95 | 107 | 81 | 95 | 89 | 115 | 102 | 105 | 129 | 116 | 105 | | | | | 1.245 |
| II | 4 | Pkw | 45 | 42 | 50 | 65 | 44 | 44 | 50 | 61 | 63 | 53 | 44 | 46 | | | | | 607 |
| | 5 | Lkw | 0 | 4 | 0 | 1 | 1 | 2 | 1 | 1 | 3 | 1 | 1 | 2 | | | | | 17 |
| | 6 | Kfz | 45 | 46 | 50 | 66 | 45 | 46 | 51 | 62 | 66 | 54 | 45 | 48 | | | | | 624 |
| III | 7 | Pkw | 85 | 59 | 68 | 53 | 80 | 69 | 78 | 47 | 66 | 65 | 48 | 62 | | | | | 780 |
| | 8 | Lkw | 3 | 6 | 7 | 3 | 1 | 4 | 2 | 2 | 1 | 2 | 0 | 1 | | | | | 32 |
| | 9 | Kfz | 88 | 65 | 75 | 56 | 81 | 73 | 80 | 49 | 67 | 67 | 48 | 63 | | | | | 812 |
| IV | 10 | Pkw | 78 | 82 | 73 | 73 | 96 | 79 | 89 | 77 | 79 | 83 | 89 | 94 | | | | | 992 |
| | 11 | Lkw | 2 | 4 | 2 | 0 | 1 | 0 | 3 | 0 | 0 | 0 | 0 | 1 | | | | | 13 |
| | 12 | Kfz | 80 | 86 | 75 | 73 | 97 | 79 | 92 | 77 | 79 | 83 | 89 | 95 | | | | | 1.005 |
| I bis IV | 1 bis | Pkw | 307 | 273 | 298 | 271 | 315 | 279 | 332 | 286 | 311 | 329 | 296 | 306 | | | | | 3.603 |
| | Lkw | 12 | 19 | 9 | 5 | 3 | 8 | 6 | 4 | 6 | 4 | 2 | 5 | | | | | 83 | |
| | Kfz | 319 | 292 | 307 | 276 | 318 | 287 | 338 | 290 | 317 | 333 | 298 | 311 | | | | | 3.686 | |

Knotenpunkt: 42 Mittelstraße / Parkplatz Rathaus

Kfz/3h



Datum der Verkehrszählung:

Donnerstag 26.02.2015

Zeitintervall: 15:00 - 18:00 Uhr

Datum der Verkehrszählung:

Donnerstag 26.02.2015

Zeitintervall:

15:00 - 18:00 Uhr

Knotenpunkt:

I

42



Mittelstraße / Parkplatz Rathaus

Kfz/3h

| Zufahrt Nr. | Strom Nr. | Fz- Art | Zeitintervall | | | | | | | | | | | | | | Summe | | |
|-------------|-----------|-------------------|----------------|----------------|----------------|----------------|----------------|----------------|----------------|----------------|----------------|----------------|----------------|----------------|--|--|-------|-----------------|-------|
| | | | 15:00 15:15 | 15:15 15:30 | 15:30 15:45 | 15:45 16:00 | 16:00 16:15 | 16:15 16:30 | 16:30 16:45 | 16:45 17:00 | 17:00 17:15 | 17:15 17:30 | 17:30 17:45 | 17:45 18:00 | | | | | |
| I | 1 R | Pkw Lkw Kfz | | | | | | | | | | | | | | | | | |
| | 2 G | Pkw Lkw Kfz | | | | | | | | | | | | | | | | | |
| | 3 L | Pkw Lkw Kfz | | | | | | | | | | | | | | | | | |
| II | 4 R | Pkw Lkw Kfz | | | | | | | | | | | | | | | | | |
| | 5 G | Pkw Lkw Kfz | 24 0 24 | 22 0 22 | 18 0 18 | 31 0 31 | 28 0 28 | 33 0 33 | 34 0 34 | 27 0 27 | 25 0 25 | 32 0 32 | 22 0 22 | 25 0 25 | | | | 321 0 321 | |
| | 6 L | Pkw Lkw Kfz | 7 0 7 | 14 0 14 | 17 0 17 | 24 0 24 | 20 0 20 | 13 0 13 | 12 0 12 | 13 0 13 | 11 0 11 | 18 0 18 | 16 0 16 | 16 0 16 | | | | 181 0 181 | |
| III | 7 R | Pkw Lkw Kfz | 9 0 9 | 16 0 16 | 17 0 17 | 19 0 19 | 18 0 18 | 16 0 16 | 12 0 12 | 17 0 17 | 14 0 14 | 12 0 12 | 21 0 21 | 17 0 17 | | | | 188 0 188 | |
| | 8 G | Pkw Lkw Kfz | | | | | | | | | | | | | | | | | |
| | 9 L | Pkw Lkw Kfz | 1 0 1 | 2 0 2 | 5 0 5 | 8 0 8 | 13 0 13 | 3 0 3 | 6 0 6 | 10 0 10 | 4 0 4 | 11 0 11 | 6 0 6 | 8 0 8 | | | | 77 0 77 | |
| IV | 10 R | Pkw Lkw Kfz | 4 0 4 | 5 0 5 | 8 0 8 | 17 0 17 | 8 0 8 | 8 0 8 | 9 0 9 | 11 0 11 | 10 0 10 | 7 0 7 | 13 0 13 | 6 0 6 | | | | 106 0 106 | |
| | 11 G | Pkw Lkw Kfz | 42 0 42 | 29 0 29 | 31 0 31 | 51 0 51 | 44 0 44 | 56 0 56 | 52 0 52 | 59 0 59 | 47 0 47 | 53 0 53 | 47 0 47 | 45 0 45 | | | | 556 0 556 | |
| | 12 L | Pkw Lkw Kfz | | | | | | | | | | | | | | | | | |
| I | 1 | Pkw | | | | | | | | | | | | | | | | | |
| | 2 | Lkw | | | | | | | | | | | | | | | | | |
| | 3 | Kfz | | | | | | | | | | | | | | | | | |
| II | 5 | Pkw | 31 | 36 | 35 | 55 | 48 | 46 | 46 | 40 | 36 | 50 | 38 | 41 | | | | | 502 |
| | 6 | Lkw | 0 | 0 | 0 | 0 | 0 | 0 | 0 | 0 | 0 | 0 | 0 | 0 | | | | | 0 |
| | 6 | Kfz | 31 | 36 | 35 | 55 | 48 | 46 | 46 | 40 | 36 | 50 | 38 | 41 | | | | | 502 |
| III | 7 | Pkw | 10 | 18 | 22 | 27 | 31 | 19 | 18 | 27 | 18 | 23 | 27 | 25 | | | | | 265 |
| | 9 | Lkw | 0 | 0 | 0 | 0 | 0 | 0 | 0 | 0 | 0 | 0 | 0 | 0 | | | | | 0 |
| | 9 | Kfz | 10 | 18 | 22 | 27 | 31 | 19 | 18 | 27 | 18 | 23 | 27 | 25 | | | | | 265 |
| IV | 10 | Pkw | 46 | 34 | 39 | 68 | 52 | 64 | 61 | 70 | 57 | 60 | 60 | 51 | | | | | 662 |
| | 11 | Lkw | 0 | 0 | 0 | 0 | 0 | 0 | 0 | 0 | 0 | 0 | 0 | 0 | | | | | 0 |
| | 11 | Kfz | 46 | 34 | 39 | 68 | 52 | 64 | 61 | 70 | 57 | 60 | 60 | 51 | | | | | 662 |
| I bis IV | 1 bis | Pkw | 87 | 88 | 96 | 150 | 131 | 129 | 125 | 137 | 111 | 133 | 125 | 117 | | | | | 1.429 |
| | 12 | Lkw | 0 | 0 | 0 | 0 | 0 | 0 | 0 | 0 | 0 | 0 | 0 | 0 | | | | | 0 |
| | 12 | Kfz | 87 | 88 | 96 | 150 | 131 | 129 | 125 | 137 | 111 | 133 | 125 | 117 | | | | | 1.429 |

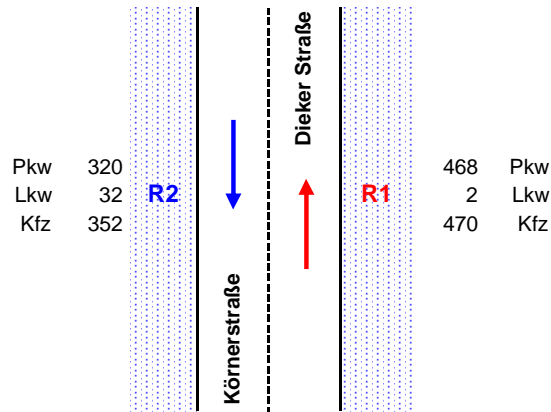
Datum der Verkehrszählung: **Dienstag 24.02.2015** Zeitintervall: **15:00 - 18:00 Uhr**

Querschnitt:

Q6

Schillerstraße

Kfz/3h



| Zufahrt Nr. | Fz-Art | Zeitintervall | | | | | | | | | | | | | | Summe | | | |
|-------------|--------|---------------|-------------|-------------|-------------|-------------|-------------|-------------|-------------|-------------|-------------|-------------|-------------|--|--|-------|--|-----|-----|
| | | 15:00-15:15 | 15:15-15:30 | 15:30-15:45 | 15:45-16:00 | 16:00-16:15 | 16:15-16:30 | 16:30-16:45 | 16:45-17:00 | 17:00-17:15 | 17:15-17:30 | 17:30-17:45 | 17:45-18:00 | | | | | | |
| R1 | Pkw | 49 | 51 | 30 | 29 | 33 | 38 | 42 | 54 | 39 | 32 | 37 | 34 | | | | | 468 | Pkw |
| | Lkw | 0 | 1 | 0 | 1 | 0 | 0 | 0 | 0 | 0 | 0 | 0 | 0 | | | | | 2 | Lkw |
| | Kfz | 49 | 52 | 30 | 30 | 33 | 38 | 42 | 54 | 39 | 32 | 37 | 34 | | | | | 470 | Kfz |
| R2 | Pkw | 25 | 30 | 22 | 30 | 28 | 30 | 32 | 26 | 28 | 25 | 23 | 21 | | | | | 320 | Pkw |
| | Lkw | 2 | 3 | 2 | 2 | 2 | 3 | 2 | 4 | 3 | 4 | 3 | 2 | | | | | 32 | Lkw |
| | Kfz | 27 | 33 | 24 | 32 | 30 | 33 | 34 | 30 | 31 | 29 | 26 | 23 | | | | | 352 | Kfz |
| Q | Pkw | 74 | 81 | 52 | 59 | 61 | 68 | 74 | 80 | 67 | 57 | 60 | 55 | | | | | 788 | Pkw |
| | Lkw | 2 | 4 | 2 | 3 | 2 | 3 | 2 | 4 | 3 | 4 | 3 | 2 | | | | | 34 | Lkw |
| | Kfz | 76 | 85 | 54 | 62 | 63 | 71 | 76 | 84 | 70 | 61 | 63 | 57 | | | | | 822 | Kfz |

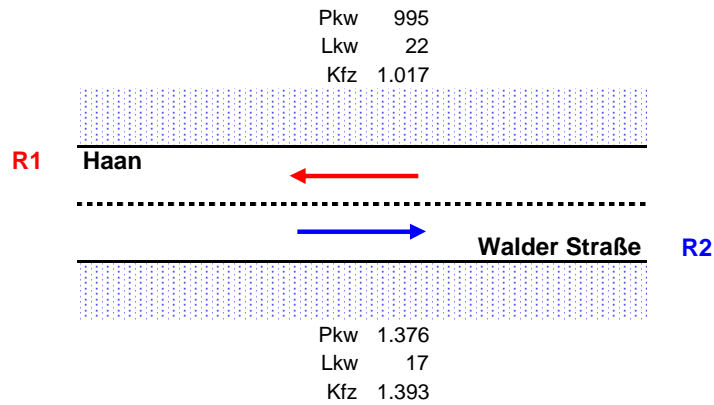
Datum der Verkehrszählung: **Dienstag 24.02.2015** Zeitintervall: **15:00 - 18:00 Uhr**

Querschnitt:

Q9

Ittertalsstraße

Kfz/3h



| Zufahrt Nr. | Fz- Art | Zeitintervall | | | | | | | | | | | | | Summe | | | |
|-------------|---------|----------------|----------------|----------------|----------------|----------------|----------------|----------------|----------------|----------------|----------------|----------------|----------------|--|-------|--|--|-------|
| | | 15:00 15:15 | 15:15 15:30 | 15:30 15:45 | 15:45 16:00 | 16:00 16:15 | 16:15 16:30 | 16:30 16:45 | 16:45 17:00 | 17:00 17:15 | 17:15 17:30 | 17:30 17:45 | 17:45 18:00 | | | | | |
| R1 | Pkw | 60 | 81 | 59 | 93 | 100 | 85 | 90 | 108 | 103 | 78 | 68 | 70 | | | | | 995 |
| | Lkw | 5 | 4 | 1 | 2 | 3 | 1 | 1 | 2 | 2 | 0 | 1 | 0 | | | | | 22 |
| | Kfz | 65 | 85 | 60 | 95 | 103 | 86 | 91 | 110 | 105 | 78 | 69 | 70 | | | | | 1.017 |
| R2 | Pkw | 100 | 70 | 113 | 124 | 128 | 124 | 111 | 101 | 119 | 116 | 138 | 132 | | | | | 1.376 |
| | Lkw | 6 | 0 | 2 | 0 | 2 | 1 | 2 | 1 | 1 | 0 | 1 | 1 | | | | | 17 |
| | Kfz | 106 | 70 | 115 | 124 | 130 | 125 | 113 | 102 | 120 | 116 | 139 | 133 | | | | | 1.393 |
| Q | Pkw | 160 | 151 | 172 | 217 | 228 | 209 | 201 | 209 | 222 | 194 | 206 | 202 | | | | | 2.371 |
| | Lkw | 11 | 4 | 3 | 2 | 5 | 2 | 3 | 3 | 3 | 0 | 2 | 1 | | | | | 39 |
| | Kfz | 171 | 155 | 175 | 219 | 233 | 211 | 204 | 212 | 225 | 194 | 208 | 203 | | | | | 2.410 |

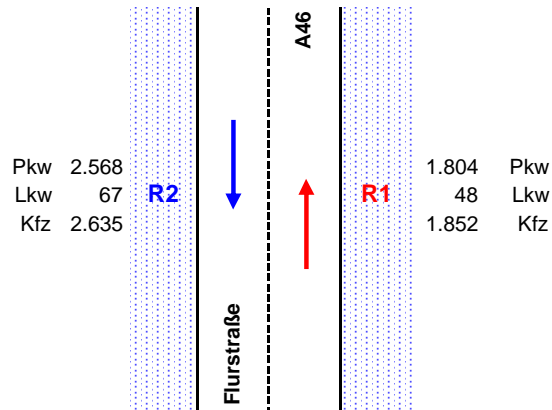
Datum der Verkehrszählung: Dienstag 24.02.2015 Zeitintervall: 15:00 - 18:00 Uhr

Querschnitt:

Q42

Flurstraße

Kfz/3h



| Zufahrt Nr. | Fz- Art | Zeitintervall | | | | | | | | | | | | | | Summe | | |
|-------------|---------|----------------|----------------|----------------|----------------|----------------|----------------|----------------|----------------|----------------|----------------|----------------|----------------|--|--|-------|--|-------|
| | | 15:00 15:15 | 15:15 15:30 | 15:30 15:45 | 15:45 16:00 | 16:00 16:15 | 16:15 16:30 | 16:30 16:45 | 16:45 17:00 | 17:00 17:15 | 17:15 17:30 | 17:30 17:45 | 17:45 18:00 | | | | | |
| R1 | Pkw | 122 | 142 | 143 | 160 | 140 | 175 | 179 | 147 | 164 | 164 | 130 | 138 | | | | | 1.804 |
| | Lkw | 6 | 7 | 3 | 4 | 4 | 3 | 6 | 3 | 5 | 2 | 0 | 5 | | | | | 48 |
| | Kfz | 128 | 149 | 146 | 164 | 144 | 178 | 185 | 150 | 169 | 166 | 130 | 143 | | | | | 1.852 |
| R2 | Pkw | 158 | 179 | 205 | 198 | 201 | 201 | 230 | 234 | 235 | 270 | 228 | 229 | | | | | 2.568 |
| | Lkw | 10 | 6 | 7 | 5 | 7 | 4 | 5 | 7 | 2 | 5 | 7 | 2 | | | | | 67 |
| | Kfz | 168 | 185 | 212 | 203 | 208 | 205 | 235 | 241 | 237 | 275 | 235 | 231 | | | | | 2.635 |
| Q | Pkw | 280 | 321 | 348 | 358 | 341 | 376 | 409 | 381 | 399 | 434 | 358 | 367 | | | | | 4.372 |
| | Lkw | 16 | 13 | 10 | 9 | 11 | 7 | 11 | 10 | 7 | 7 | 7 | 7 | | | | | 115 |
| | Kfz | 296 | 334 | 358 | 367 | 352 | 383 | 420 | 391 | 406 | 441 | 365 | 374 | | | | | 4.487 |

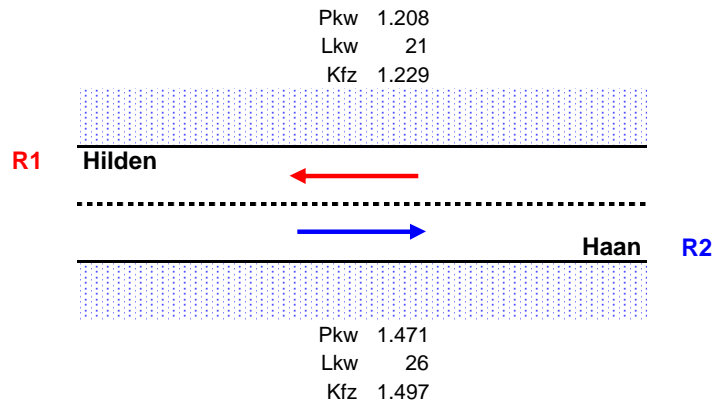
Datum der Verkehrszählung: **Donnerstag 24.02.2015** Zeitintervall: **15:00 - 18:00 Uhr**

Querschnitt:

Q43

Düsseldorfer Straße








Kfz/3h



| Zufahrt Nr. | Fz-Art | Zeitintervall | | | | | | | | | | | | | | Summe | | |
|-------------|--------|---------------|-------------|-------------|-------------|-------------|-------------|-------------|-------------|-------------|-------------|-------------|-------------|--|--|-------|--|-------|
| | | 15:00-15:15 | 15:15-15:30 | 15:30-15:45 | 15:45-16:00 | 16:00-16:15 | 16:15-16:30 | 16:30-16:45 | 16:45-17:00 | 17:00-17:15 | 17:15-17:30 | 17:30-17:45 | 17:45-18:00 | | | | | |
| R1 | Pkw | 84 | 103 | 85 | 110 | 96 | 93 | 121 | 109 | 99 | 94 | 107 | 107 | | | | | 1.208 |
| | Lkw | 1 | 1 | 3 | 2 | 4 | 4 | 1 | 1 | 2 | 0 | 1 | 1 | | | | | 21 |
| | Kfz | 85 | 104 | 88 | 112 | 100 | 97 | 122 | 110 | 101 | 94 | 108 | 108 | | | | | 1.229 |
| R2 | Pkw | 94 | 105 | 76 | 105 | 152 | 121 | 135 | 149 | 155 | 149 | 128 | 102 | | | | | 1.471 |
| | Lkw | 4 | 3 | 2 | 5 | 1 | 0 | 2 | 1 | 2 | 3 | 1 | 2 | | | | | 26 |
| | Kfz | 98 | 108 | 78 | 110 | 153 | 121 | 137 | 150 | 157 | 152 | 129 | 104 | | | | | 1.497 |
| Q | Pkw | 178 | 208 | 161 | 215 | 248 | 214 | 256 | 258 | 254 | 243 | 235 | 209 | | | | | 2.679 |
| | Lkw | 5 | 4 | 5 | 7 | 5 | 4 | 3 | 2 | 4 | 3 | 2 | 3 | | | | | 47 |
| | Kfz | 183 | 212 | 166 | 222 | 253 | 218 | 259 | 260 | 258 | 246 | 237 | 212 | | | | | 2.726 |

Querschnitt: B 228, Kaiserstraße

24 Stunden

| Gesamt [Kfz/24h] | | Richtung Martin-Luther Straße (Osten) | | | Richtung Königstraße (Westen) |
|------------------|----------------|---------------------------------------|-------|---|-------------------------------|
| Gesamt [Kfz/24h] | | 9.400 | | | |
| Lkw | > 3,5 t | 28 | | | |
| | Lastkraftwagen | 93 | | | |
| | | Kraftomnibusse | 218 | | |
| | < 3,5 t | 327 | | | |
| Pkw | | 8.698 | | | |
| Krad | | 8 | | | |
| Leichtkraftrad | | 28 | | | |
| | | | 37 |  | Leichtkraftrad |
| | | | 4 |  | Krad |
| | | | 8.993 |  | Pkw |
| | | | 224 |  | < 3,5 t |
| | | | 75 | Kraftomnibusse | Lkw |
| | | | 89 | Lastkraftwagen | |
| | | | 26 | Lastzüge Sattelzüge | |
| | | | |  | > 3,5 t |
| | | | |  | |
| | | | |  | |
| | | | 9.448 | Gesamt [Kfz/24h] | |

Datum der Verkehrszählung: 24.02.2015

Datum der Verkehrszählung: Donnerstag

24.02.2015

Zeitintervall 06:00 - 22:00 Uhr

Querschnitt:

B 228, Kaiserstraße

| Richtung Martin-Luther Straße (Osten) | | | | | | | | | Richtung Königstraße (Westen) | | | | | | | | | Querschnitt Gesamt [Kfz/h] | |
|---------------------------------------|-----------|--------------------------|----------|--------------|------------|------------|-----------|--------------|-------------------------------|--------------------------|-----------|----------|--------------|------------|-----------|--------------|-----------|----------------------------------|---------------|
| Zeit | Rad | Leicht- kraft- rad | Krad | Pkw | Lkw | | | Kfz Summe | Rad | Leicht- kraft- rad | Krad | Pkw | Lkw | | | Kfz Summe | | | |
| | | | | | < 3,5 t | Bus | > 3,5 t | | | | | | < 3,5 t | Bus | > 3,5 t | Lz | | | |
| 06:00 - 06:15 | 0 | 0 | 0 | 36 | 3 | 2 | 0 | 0 | 41 | 0 | 0 | 0 | 35 | 1 | 2 | 0 | 0 | 38 | |
| 06:15 - 06:30 | 0 | 0 | 0 | 47 | 3 | 6 | 0 | 0 | 56 | 0 | 0 | 0 | 88 | 3 | 2 | 3 | 1 | 97 | |
| 06:30 - 06:45 | 1 | 0 | 0 | 74 | 4 | 3 | 0 | 0 | 81 | 0 | 1 | 0 | 81 | 5 | 0 | 1 | 1 | 89 | |
| 06:45 - 07:00 | 1 | 0 | 0 | 81 | 5 | 4 | 0 | 1 | 91 | 2 | 2 | 0 | 97 | 5 | 2 | 0 | 0 | 106 | |
| 07:00 - 07:15 | 1 | 0 | 0 | 108 | 10 | 5 | 0 | 0 | 123 | 0 | 0 | 0 | 116 | 4 | 2 | 1 | 0 | 123 | |
| 07:15 - 07:30 | 1 | 0 | 0 | 138 | 5 | 2 | 0 | 3 | 148 | 4 | 2 | 0 | 163 | 6 | 1 | 3 | 1 | 176 | |
| 07:30 - 07:45 | 5 | 1 | 1 | 170 | 6 | 5 | 0 | 1 | 184 | 2 | 1 | 0 | 196 | 4 | 1 | 2 | 0 | 204 | |
| 07:45 - 08:00 | 2 | 3 | 0 | 187 | 11 | 5 | 0 | 0 | 206 | 0 | 0 | 0 | 188 | 5 | 2 | 2 | 0 | 197 | |
| 08:00 - 08:15 | 0 | 0 | 0 | 130 | 7 | 4 | 2 | 0 | 143 | 1 | 0 | 0 | 170 | 3 | 2 | 1 | 2 | 178 | |
| 08:15 - 08:30 | 1 | 0 | 0 | 124 | 8 | 3 | 6 | 0 | 141 | 1 | 0 | 0 | 159 | 5 | 1 | 2 | 2 | 169 | |
| 08:30 - 08:45 | 0 | 1 | 0 | 131 | 6 | 4 | 0 | 0 | 142 | 3 | 0 | 0 | 168 | 3 | 1 | 1 | 2 | 175 | |
| 08:45 - 09:00 | 0 | 0 | 0 | 145 | 4 | 5 | 0 | 0 | 154 | 1 | 0 | 0 | 154 | 3 | 2 | 3 | 1 | 163 | |
| 09:00 - 09:15 | 0 | 0 | 0 | 109 | 9 | 2 | 3 | 1 | 124 | 1 | 0 | 0 | 150 | 1 | 2 | 6 | 1 | 160 | |
| 09:15 - 09:30 | 0 | 0 | 0 | 111 | 4 | 3 | 2 | 4 | 124 | 1 | 0 | 0 | 123 | 8 | 1 | 0 | 1 | 133 | |
| 09:30 - 09:45 | 2 | 0 | 0 | 129 | 6 | 3 | 5 | 0 | 143 | 0 | 1 | 0 | 153 | 11 | 0 | 6 | 1 | 172 | |
| 09:45 - 10:00 | 0 | 0 | 0 | 113 | 7 | 3 | 2 | 3 | 128 | 1 | 1 | 0 | 144 | 3 | 1 | 1 | 0 | 150 | |
| 10:00 - 10:15 | 1 | 0 | 0 | 104 | 6 | 2 | 2 | 0 | 114 | 1 | 0 | 0 | 140 | 2 | 3 | 2 | 0 | 147 | |
| 10:15 - 10:30 | 1 | 0 | 0 | 123 | 5 | 3 | 3 | 0 | 134 | 0 | 0 | 0 | 135 | 6 | 0 | 2 | 0 | 143 | |
| 10:30 - 10:45 | 0 | 0 | 0 | 124 | 6 | 2 | 3 | 0 | 135 | 0 | 0 | 0 | 140 | 1 | 0 | 5 | 1 | 147 | |
| 10:45 - 11:00 | 0 | 0 | 0 | 132 | 7 | 3 | 3 | 0 | 145 | 3 | 0 | 0 | 114 | 1 | 0 | 3 | 2 | 120 | |
| 11:00 - 11:15 | 3 | 1 | 0 | 129 | 4 | 1 | 5 | 1 | 141 | 3 | 0 | 0 | 146 | 5 | 2 | 1 | 0 | 154 | |
| 11:15 - 11:30 | 0 | 0 | 0 | 140 | 7 | 2 | 4 | 1 | 154 | 3 | 3 | 0 | 155 | 7 | 1 | 3 | 2 | 171 | |
| 11:30 - 11:45 | 2 | 0 | 0 | 137 | 8 | 1 | 2 | 0 | 148 | 0 | 0 | 0 | 149 | 6 | 0 | 1 | 1 | 157 | |
| 11:45 - 12:00 | 1 | 0 | 0 | 135 | 8 | 4 | 1 | 1 | 149 | 1 | 0 | 0 | 145 | 4 | 0 | 1 | 0 | 150 | |
| 12:00 - 12:15 | 1 | 1 | 0 | 140 | 4 | 1 | 1 | 0 | 147 | 0 | 0 | 0 | 135 | 11 | 2 | 2 | 0 | 150 | |
| 12:15 - 12:30 | 0 | 1 | 0 | 127 | 4 | 4 | 2 | 1 | 139 | 1 | 2 | 0 | 162 | 7 | 0 | 0 | 0 | 171 | |
| 12:30 - 12:45 | 0 | 0 | 0 | 143 | 7 | 3 | 3 | 0 | 156 | 5 | 0 | 0 | 128 | 2 | 0 | 5 | 0 | 135 | |
| 12:45 - 13:00 | 1 | 1 | 0 | 127 | 4 | 2 | 3 | 0 | 137 | 1 | 0 | 1 | 144 | 6 | 0 | 0 | 0 | 151 | |
| 13:00 - 13:15 | 4 | 1 | 0 | 114 | 6 | 3 | 1 | 0 | 125 | 0 | 3 | 0 | 143 | 4 | 2 | 3 | 0 | 155 | |
| 13:15 - 13:30 | 2 | 1 | 0 | 120 | 5 | 2 | 1 | 3 | 132 | 2 | 3 | 0 | 122 | 2 | 1 | 5 | 0 | 133 | |
| 13:30 - 13:45 | 1 | 0 | 0 | 130 | 13 | 3 | 3 | 2 | 151 | 1 | 0 | 0 | 125 | 2 | 1 | 1 | 0 | 129 | |
| 13:45 - 14:00 | 1 | 0 | 1 | 118 | 2 | 3 | 2 | 0 | 126 | 0 | 0 | 0 | 145 | 2 | 0 | 1 | 0 | 148 | |
| 14:00 - 14:15 | 1 | 0 | 0 | 160 | 6 | 4 | 3 | 0 | 173 | 3 | 0 | 0 | 120 | 3 | 2 | 2 | 1 | 128 | |
| 14:15 - 14:30 | 1 | 0 | 0 | 121 | 5 | 3 | 0 | 1 | 130 | 3 | 0 | 0 | 146 | 4 | 1 | 2 | 1 | 154 | |
| 14:30 - 14:45 | 2 | 0 | 0 | 140 | 8 | 1 | 2 | 0 | 151 | 0 | 1 | 0 | 130 | 2 | 0 | 2 | 1 | 136 | |
| 14:45 - 15:00 | 0 | 0 | 0 | 179 | 7 | 3 | 2 | 1 | 192 | 4 | 1 | 1 | 127 | 7 | 0 | 1 | 0 | 137 | |
| 15:00 - 15:15 | 3 | 0 | 1 | 144 | 8 | 3 | 3 | 0 | 159 | 1 | 3 | 1 | 165 | 4 | 2 | 2 | 0 | 177 | |
| 15:15 - 15:30 | 4 | 3 | 0 | 145 | 13 | 3 | 2 | 0 | 166 | 0 | 2 | 0 | 175 | 0 | 0 | 1 | 0 | 178 | |
| 15:30 - 15:45 | 1 | 2 | 0 | 167 | 7 | 5 | 0 | 0 | 181 | 2 | 3 | 0 | 176 | 5 | 0 | 0 | 1 | 185 | |
| 15:45 - 16:00 | 1 | 1 | 0 | 161 | 9 | 3 | 3 | 1 | 178 | 0 | 0 | 0 | 182 | 7 | 0 | 1 | 0 | 190 | |
| 16:00 - 16:15 | 4 | 1 | 2 | 211 | 3 | 2 | 2 | 0 | 221 | 4 | 1 | 0 | 198 | 6 | 2 | 0 | 1 | 208 | |
| 16:15 - 16:30 | 1 | 0 | 0 | 173 | 3 | 4 | 1 | 0 | 181 | 2 | 0 | 0 | 160 | 2 | 1 | 0 | 0 | 163 | |
| 16:30 - 16:45 | 0 | 2 | 0 | 187 | 9 | 3 | 1 | 0 | 202 | 1 | 0 | 0 | 175 | 6 | 1 | 0 | 0 | 182 | |
| 16:45 - 17:00 | 2 | 1 | 0 | 207 | 2 | 3 | 0 | 0 | 213 | 1 | 0 | 0 | 170 | 3 | 1 | 2 | 0 | 176 | |
| 17:00 - 17:15 | 2 | 1 | 0 | 200 | 2 | 4 | 0 | 0 | 207 | 6 | 0 | 0 | 197 | 8 | 3 | 1 | 1 | 210 | |
| 17:15 - 17:30 | 2 | 1 | 0 | 185 | 6 | 5 | 1 | 0 | 198 | 3 | 2 | 0 | 160 | 2 | 1 | 0 | 0 | 165 | |
| 17:30 - 17:45 | 5 | 2 | 0 | 190 | 4 | 4 | 0 | 0 | 200 | 6 | 1 | 0 | 175 | 3 | 1 | 0 | 0 | 180 | |
| 17:45 - 18:00 | 1 | 0 | 0 | 189 | 4 | 4 | 0 | 0 | 197 | 3 | 0 | 0 | 180 | 1 | 2 | 0 | 0 | 183 | |
| 18:00 - 18:15 | 1 | 0 | 0 | 170 | 2 | 4 | 1 | 0 | 177 | 1 | 0 | 0 | 175 | 2 | 2 | 0 | 1 | 180 | |
| 18:15 - 18:30 | 4 | 0 | 0 | 160 | 5 | 2 | 1 | 0 | 168 | 2 | 2 | 0 | 168 | 2 | 1 | 1 | 0 | 174 | |
| 18:30 - 18:45 | 1 | 0 | 0 | 162 | 1 | 4 | 1 | 1 | 169 | 2 | 0 | 0 | 154 | 0 | 1 | 0 | 0 | 155 | |
| 18:45 - 19:00 | 3 | 0 | 0 | 152 | 3 | 5 | 0 | 0 | 160 | 2 | 0 | 0 | 136 | 2 | 2 | 0 | 0 | 140 | |
| 19:00 - 19:15 | 0 | 0 | 0 | 163 | 0 | 4 | 0 | 0 | 167 | 0 | 0 | 0 | 169 | 4 | 1 | 0 | 0 | 174 | |
| 19:15 - 19:30 | 0 | 0 | 0 | 118 | 2 | 3 | 0 | 1 | 124 | 3 | 1 | 0 | 127 | 0 | 4 | 0 | 0 | 132 | |
| 19:30 - 19:45 | 0 | 0 | 0 | 99 | 2 | 3 | 0 | 0 | 104 | 2 | 0 | 0 | 105 | 1 | 1 | 0 | 0 | 107 | |
| 19:45 - 20:00 | 0 | 0 | 0 | 113 | 3 | 5 | 0 | 0 | 121 | 2 | 0 | 0 | 101 | 1 | 1 | 0 | 0 | 103 | |
| 20:00 - 20:15 | 1 | 1 | 0 | 103 | 2 | 1 | 0 | 0 | 107 | 0 | 0 | 0 | 75 | 0 | 2 | 0 | 0 | 77 | |
| 20:15 - 20:30 | 0 | 0 | 0 | 82 | 0 | 1 | 0 | 0 | 83 | 1 | 0 | 0 | 75 | 1 | 0 | 0 | 0 | 76 | |
| 20:30 - 20:45 | 0 | 0 | 0 | 75 | 0 | 0 | 0 | 0 | 75 | 0 | 0 | 0 | 54 | 0 | 0 | 0 | 0 | 54 | |
| 20:45 - 21:00 | 0 | 0 | 0 | 59 | 1 | 4 | 0 | 0 | 64 | 0 | 0 | 0 | 58 | 0 | 0 | 0 | 0 | 58 | |
| 21:00 - 21:15 | 0 | 0 | 0 | 56 | 1 | 1 | 0 | 0 | 58 | 2 | 0 | 0 | 45 | 0 | 2 | 0 | 0 | 47 | |
| 21:15 - 21:30 | 0 | 0 | 0 | 44 | 0 | 0 | 0 | 0 | 44 | 0 | 0 | 0 | 31 | 0 | 0 | 0 | 0 | 31 | |
| 21:30 - 21:45 | 0 | 0 | 0 | 46 | 1 | 1 | 0 | 0 | 48 | 1 | 0 | 1 | 39 | 0 | 0 | 0 | 0 | 40 | |
| 21:45 - 22:00 | 0 | 0 | 0 | 46 | 0 | 4 | 0 | 0 | 50 | 0 | 0 | 0 | 37 | 0 | 0 | 0 | 0 | 37 | |
| Summe 06:00 - 22:00 | 72 | 26 | 5 | 8.283 | 313 | 194 | 82 | 27 | 8.930 | 95 | 36 | 4 | 8.598 | 214 | 68 | 82 | 26 | 9.028 | 17.958 |

Querschnitt:

B 228, Kaiserstraße

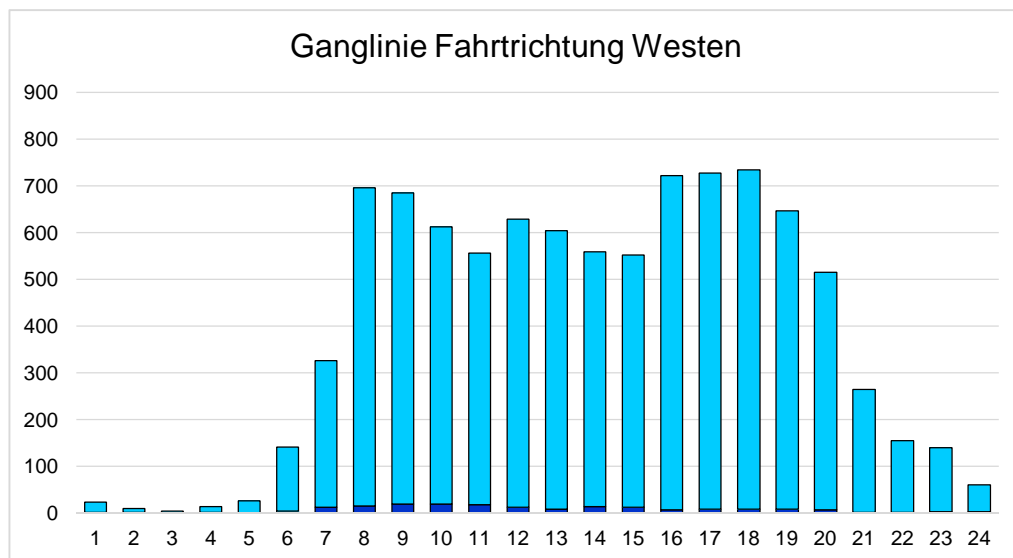
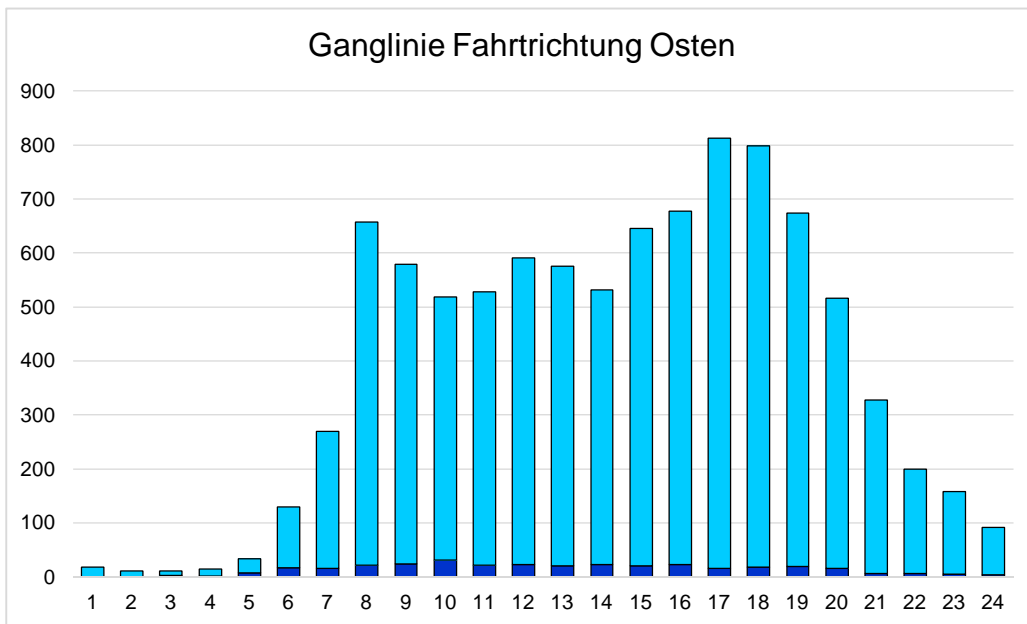
| Richtung Martin-Luther Straße (Osten) | | | | | | | | | Richtung Königstraße (Westen) | | | | | | | | | Querschnitt Gesamt [Kfz/h] | |
|---------------------------------------|----------|-------------------------|----------|------------|-----------|-----------|-----------|--------------|-------------------------------|-------------------------|----------|----------|------------|-----------|----------|--------------|----------|----------------------------------|------------|
| Zeit | Rad | Leicht kraft- rad | Krad | Pkw | Lkw | | | Kfz Summe | Rad | Leicht kraft- rad | Krad | Pkw | Lkw | | | Kfz Summe | | | |
| | | | | | < 3,5 t | Bus | > 3,5 t | | | | | | < 3,5 t | Bus | > 3,5 t | | | | |
| 22:00 - 22:15 | 0 | 0 | 0 | 49 | 0 | 0 | 0 | 0 | 49 | 0 | 1 | 0 | 32 | 0 | 2 | 0 | 0 | 35 | |
| 22:15 - 22:30 | 0 | 0 | 1 | 42 | 0 | 2 | 0 | 0 | 45 | 0 | 0 | 0 | 50 | 0 | 0 | 0 | 0 | 50 | |
| 22:30 - 22:45 | 1 | 0 | 0 | 40 | 0 | 0 | 0 | 0 | 40 | 0 | 0 | 0 | 31 | 0 | 0 | 0 | 0 | 31 | |
| 22:45 - 23:00 | 0 | 0 | 1 | 20 | 0 | 3 | 0 | 0 | 24 | 0 | 0 | 0 | 24 | 0 | 0 | 1 | 0 | 25 | |
| 23:00 - 23:15 | 0 | 0 | 1 | 35 | 0 | 0 | 0 | 0 | 36 | 0 | 0 | 0 | 19 | 0 | 2 | 0 | 0 | 21 | |
| 23:15 - 23:30 | 0 | 0 | 0 | 24 | 0 | 2 | 0 | 0 | 26 | 0 | 0 | 0 | 18 | 0 | 1 | 0 | 0 | 19 | |
| 23:30 - 23:45 | 0 | 0 | 0 | 15 | 2 | 0 | 0 | 0 | 17 | 0 | 0 | 0 | 8 | 0 | 0 | 0 | 0 | 8 | |
| 23:45 - 00:00 | 0 | 0 | 0 | 11 | 0 | 2 | 0 | 0 | 13 | 0 | 0 | 0 | 11 | 1 | 0 | 0 | 0 | 12 | |
| 00:00 - 00:15 | 0 | 0 | 0 | 5 | 0 | 0 | 0 | 0 | 5 | 0 | 0 | 0 | 5 | 1 | 1 | 0 | 0 | 7 | |
| 00:15 - 00:30 | 0 | 0 | 0 | 5 | 2 | 0 | 0 | 0 | 7 | 0 | 0 | 0 | 7 | 0 | 0 | 0 | 0 | 7 | |
| 00:30 - 00:45 | 0 | 0 | 0 | 2 | 0 | 0 | 0 | 0 | 2 | 0 | 0 | 0 | 5 | 0 | 0 | 0 | 0 | 5 | |
| 00:45 - 01:00 | 0 | 0 | 0 | 4 | 0 | 0 | 0 | 0 | 4 | 0 | 0 | 0 | 4 | 0 | 0 | 0 | 0 | 4 | |
| 01:00 - 01:15 | 0 | 0 | 0 | 6 | 0 | 0 | 0 | 0 | 6 | 0 | 0 | 0 | 2 | 0 | 0 | 0 | 0 | 2 | |
| 01:15 - 01:30 | 0 | 0 | 0 | 3 | 0 | 0 | 0 | 0 | 3 | 0 | 0 | 0 | 0 | 0 | 0 | 0 | 0 | 0 | |
| 01:30 - 01:45 | 0 | 0 | 0 | 0 | 0 | 0 | 0 | 0 | 0 | 0 | 0 | 0 | 4 | 0 | 0 | 1 | 0 | 5 | |
| 01:45 - 02:00 | 0 | 0 | 0 | 2 | 0 | 0 | 0 | 0 | 2 | 0 | 0 | 0 | 3 | 0 | 0 | 0 | 0 | 3 | |
| 02:00 - 02:15 | 0 | 1 | 0 | 2 | 0 | 0 | 0 | 0 | 3 | 0 | 0 | 0 | 0 | 0 | 0 | 0 | 0 | 0 | |
| 02:15 - 02:30 | 0 | 0 | 0 | 0 | 1 | 0 | 1 | 0 | 2 | 0 | 0 | 0 | 1 | 0 | 0 | 0 | 0 | 1 | |
| 02:30 - 02:45 | 0 | 0 | 0 | 2 | 0 | 0 | 1 | 0 | 3 | 0 | 0 | 0 | 1 | 0 | 0 | 0 | 0 | 1 | |
| 02:45 - 03:00 | 0 | 0 | 0 | 4 | 0 | 0 | 0 | 0 | 4 | 0 | 0 | 0 | 1 | 1 | 0 | 0 | 0 | 2 | |
| 03:00 - 03:15 | 0 | 0 | 0 | 3 | 0 | 0 | 0 | 0 | 3 | 0 | 0 | 0 | 1 | 0 | 0 | 0 | 0 | 1 | |
| 03:15 - 03:30 | 0 | 0 | 0 | 1 | 0 | 0 | 1 | 0 | 2 | 0 | 0 | 0 | 7 | 0 | 0 | 1 | 0 | 8 | |
| 03:30 - 03:45 | 0 | 0 | 0 | 6 | 0 | 0 | 0 | 0 | 6 | 0 | 0 | 0 | 0 | 0 | 0 | 0 | 0 | 0 | |
| 03:45 - 04:00 | 0 | 0 | 0 | 4 | 0 | 0 | 0 | 0 | 4 | 0 | 0 | 0 | 5 | 0 | 0 | 0 | 0 | 5 | |
| 04:00 - 04:15 | 0 | 0 | 0 | 0 | 0 | 0 | 1 | 0 | 1 | 0 | 0 | 0 | 3 | 1 | 0 | 0 | 0 | 4 | |
| 04:15 - 04:30 | 0 | 0 | 0 | 4 | 1 | 0 | 1 | 0 | 6 | 0 | 0 | 0 | 4 | 2 | 0 | 0 | 0 | 6 | |
| 04:30 - 04:45 | 1 | 0 | 0 | 9 | 0 | 1 | 0 | 0 | 10 | 0 | 0 | 0 | 7 | 0 | 0 | 0 | 0 | 7 | |
| 04:45 - 05:00 | 0 | 1 | 0 | 12 | 1 | 3 | 1 | 0 | 18 | 0 | 0 | 0 | 9 | 0 | 0 | 0 | 0 | 9 | |
| 05:00 - 05:15 | 0 | 0 | 0 | 16 | 0 | 1 | 1 | 1 | 19 | 0 | 0 | 0 | 18 | 0 | 0 | 0 | 0 | 18 | |
| 05:15 - 05:30 | 1 | 0 | 0 | 22 | 2 | 3 | 1 | 0 | 28 | 1 | 0 | 0 | 22 | 0 | 0 | 1 | 0 | 23 | |
| 05:30 - 05:45 | 0 | 0 | 0 | 37 | 3 | 4 | 2 | 0 | 46 | 0 | 0 | 0 | 49 | 2 | 0 | 0 | 0 | 51 | |
| 05:45 - 06:00 | 0 | 0 | 0 | 30 | 2 | 3 | 1 | 0 | 36 | 2 | 0 | 0 | 44 | 2 | 1 | 3 | 0 | 50 | |
| Summe | 3 | 2 | 3 | 415 | 14 | 24 | 11 | 1 | 470 | 3 | 1 | 0 | 395 | 10 | 7 | 7 | 0 | 420 | 890 |

| | | | | | | | | | |
|------------------|----|----|---|-------|-----|-----|----|----|--------------|
| Summe 24 Std. | 75 | 28 | 8 | 8.698 | 327 | 218 | 93 | 28 | 9.400 |
|------------------|----|----|---|-------|-----|-----|----|----|--------------|

| | | | | | | | | |
|----|----|---|-------|-----|----|----|----|--------------|
| 98 | 37 | 4 | 8.993 | 224 | 75 | 89 | 26 | 9.448 |
|----|----|---|-------|-----|----|----|----|--------------|

| |
|---------------|
| 18.848 |
|---------------|

Tagesganglinien des Verkehrsaufkommens



Datum der Verkehrszählung: 24.02.2015

Verkehrliche Parameter, Analyse 2015

| Parameter | | Kaiserstr. westlich Martin-Luther-Str. | | |
|--|--|--|---|--|
| Kfz-Fahrten am Werktag (Mo - Fr) | DTVw [Kfz/24 h] | 18.978 | | |
| Durchschnittliche tägliche Verkehrsstärke aller Tage des Jahres | DTV | 17.460 | Steigerung um 160 Kfz (+1%) gegenüber 2008 | |
| Kfz-Fahrten von Pkw und Lfw - davon Lfw > 2,8 to | [Kfz/24 h] [Kfz/24 h] | 17.768 551 | | |
| Schwerverkehr am Werktag (Mo - Fr) - davon Linienbus-Fahrten - davon Lkw > 3,5 to o.A. - davon Lastzüge > 3,5 to | SV [Kfz/24 h] [Kfz/24 h] [Kfz/24 h] | 659 423 182 54 | incl. Umgeleitete Buslinien | |
| SV-Anteil (Lkw > 3,5 to) am Tagesverkehr | p [%] | 3,5% | 1,2% Güterschwerverkehr | |
| Tagesverkehr DTV 22- 06 Uhr | DTVt [Kfz/24 h] | 16.639 | | |
| Nachtverkehr DTV 06- 22 Uhr | DTVn [Kfz/24 h] | 821 | | |
| mittlere stündliche Verkehrsstärke im Tageszeitraum (06-22 Uhr) | Mt [Kfz/1 h] | 1.040 | | |
| mittlere stündliche Verkehrsstärke im Nachtzeitraum (22-06 Uhr) | Mn [Kfz/1 h] | 103 | | |
| Lkw-Anteil (Lkw > 2,8 to) im Tageszeitraum (06-22 Uhr) | pt [%] | 6,8% | | |
| Lkw-Anteil (Lkw > 2,8 to) im Nachtzeitraum (22-06 Uhr) | pn [%] | 10,2% | | |